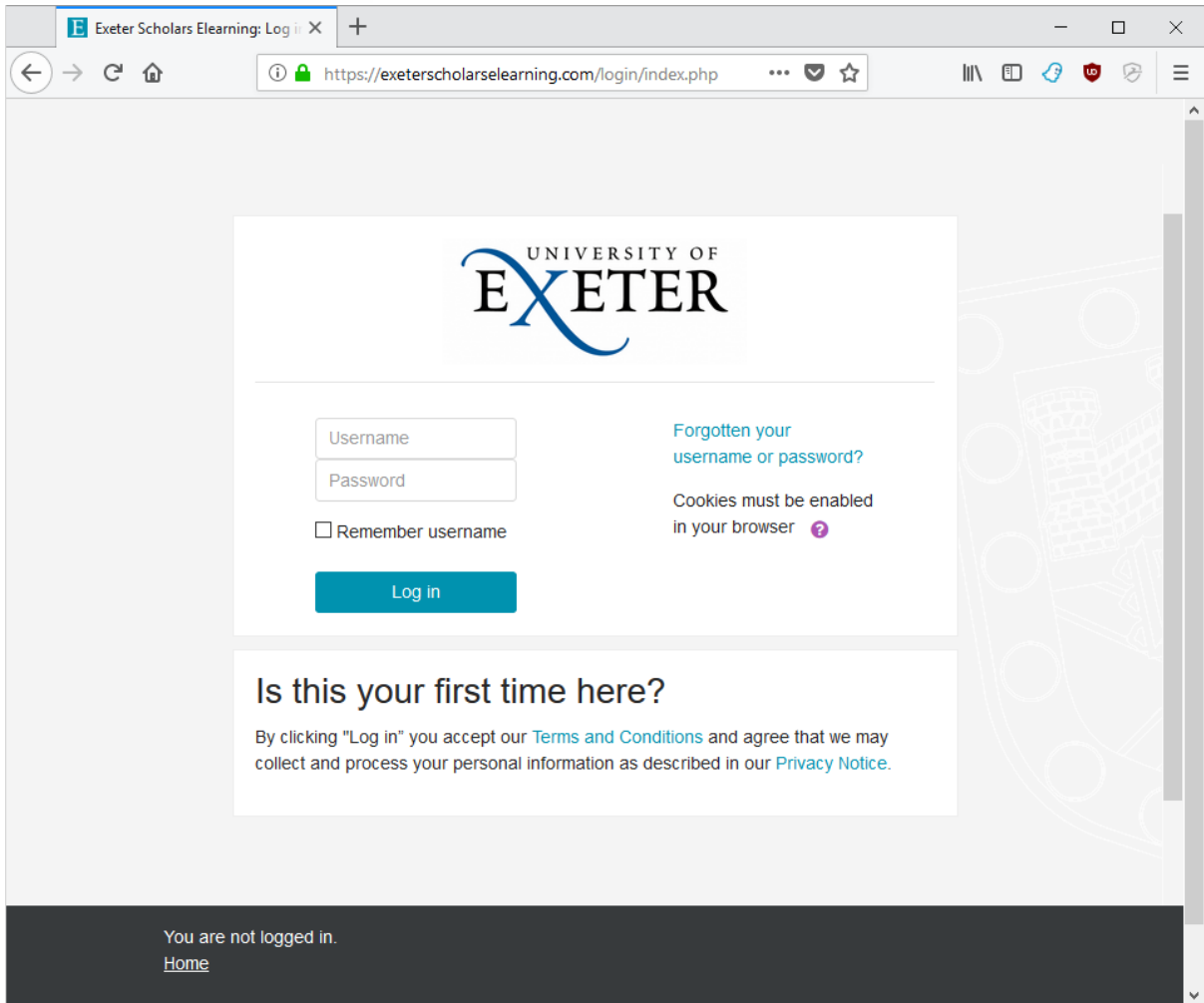


Welcome to the Exeter Scholars e-Learning Platform



You will be asked to log in with your username and password.

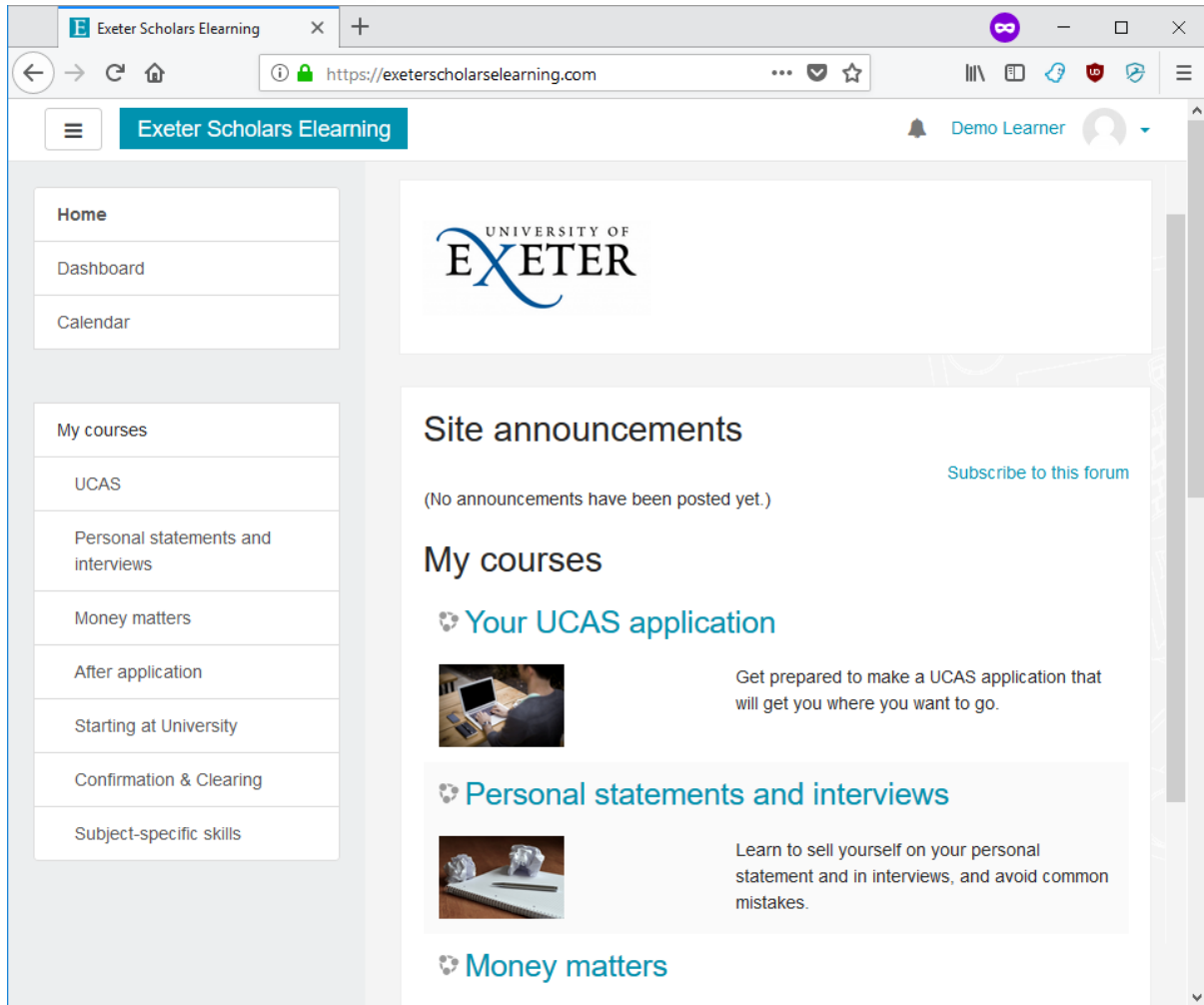
Your username is in the format: firstname.lastname

NB: If you have more than one first/last name, there will be a dot between each one (e.g. Jamie Lee Curtis becomes jamie.lee.curtis)

If you have a hyphen (dash) in your name, it will be included (e.g. Daniel Day-Lewis becomes daniel.day-lewis)

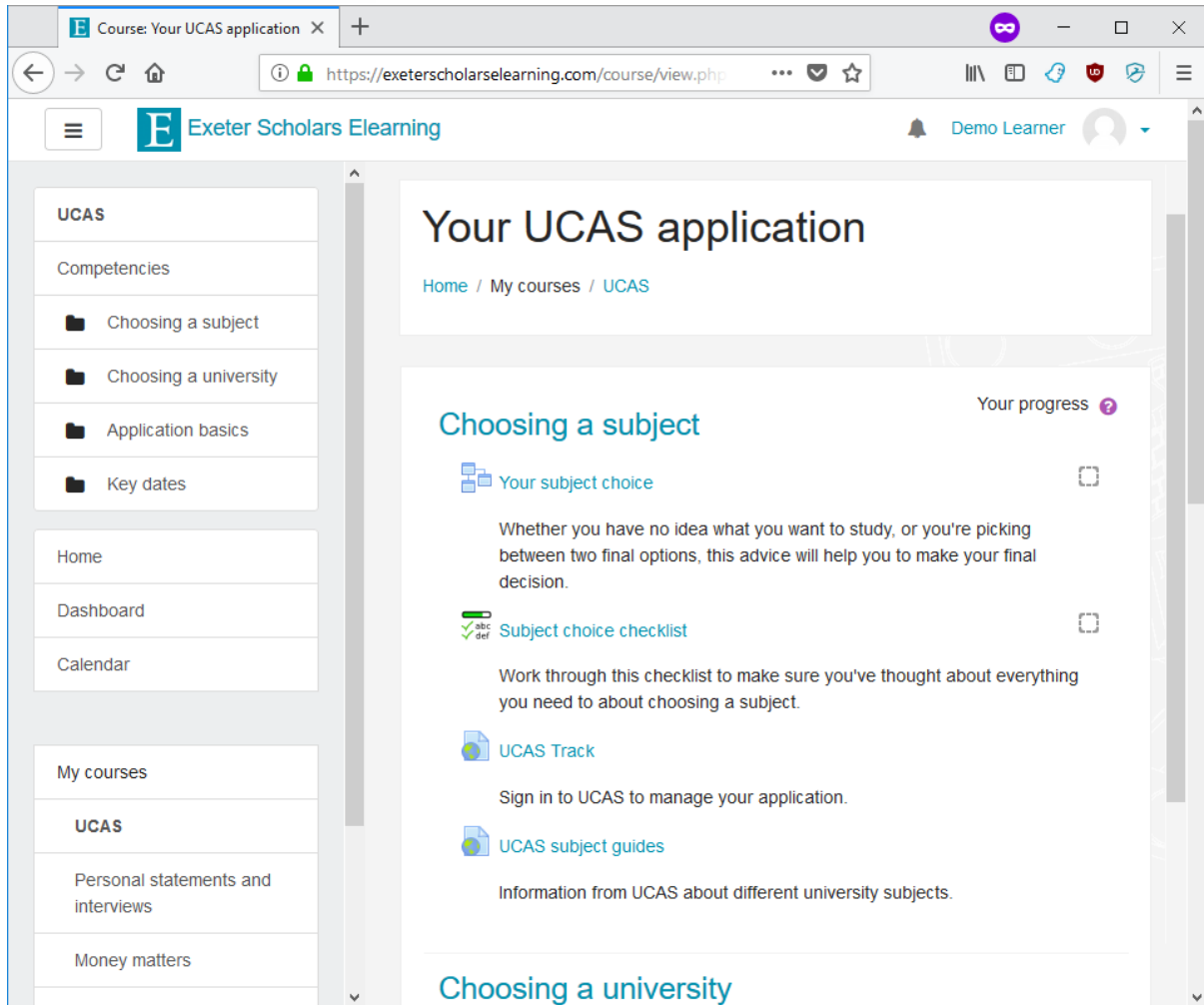
Any other punctuation or accents in your name aren't included (e.g. Arsène Wenger becomes arsene.wenger; Chris O'Dowd becomes chris.odowd).

When you first log in with your temporary password, you will be asked to set your own password. If you forget your password, you can reset it using the link on the right. If this doesn't work, please contact mark.taylor@brightside.org.uk for help.



The screenshot shows a web browser window with the URL <https://exeterscholarselearning.com>. The page title is "Exeter Scholars Elearning". The user is logged in as "Demo Learner". The interface features a left-hand navigation menu with the following items: Home, Dashboard, Calendar, My courses, UCAS, Personal statements and interviews, Money matters, After application, Starting at University, Confirmation & Clearing, and Subject-specific skills. The main content area displays the University of Exeter logo at the top. Below the logo is a "Site announcements" section with the text "(No announcements have been posted yet.)" and a link to "Subscribe to this forum". The "My courses" section is highlighted and contains three items: "Your UCAS application" (with a sub-image of a person at a laptop and the text "Get prepared to make a UCAS application that will get you where you want to go."), "Personal statements and interviews" (with a sub-image of a desk with a pen and paper and the text "Learn to sell yourself on your personal statement and in interviews, and avoid common mistakes."), and "Money matters".

When you log in, you will see a list of available topics. You can access these in any order, and you don't have to complete one before you can move on to the next.



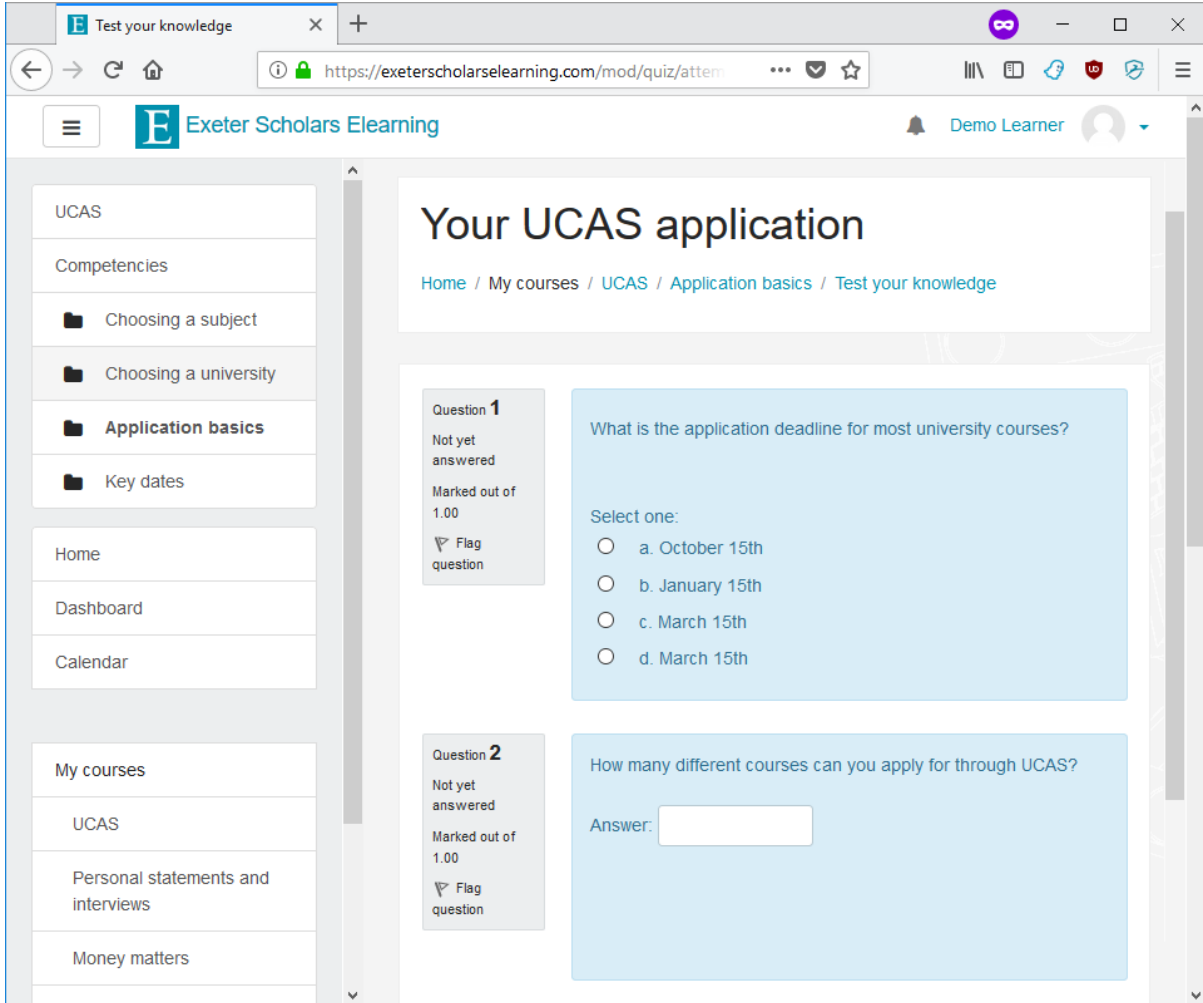
When you click through to a topic, you will see the activities it contains. This page will also show you whether you have completed each activity, so you can keep track of your progress. Most activities will show as completed automatically once you finish them, but there are some that you can mark as completed yourself when you think it is appropriate to do so.

Activities that are automatically marked as complete have checkboxes like this:



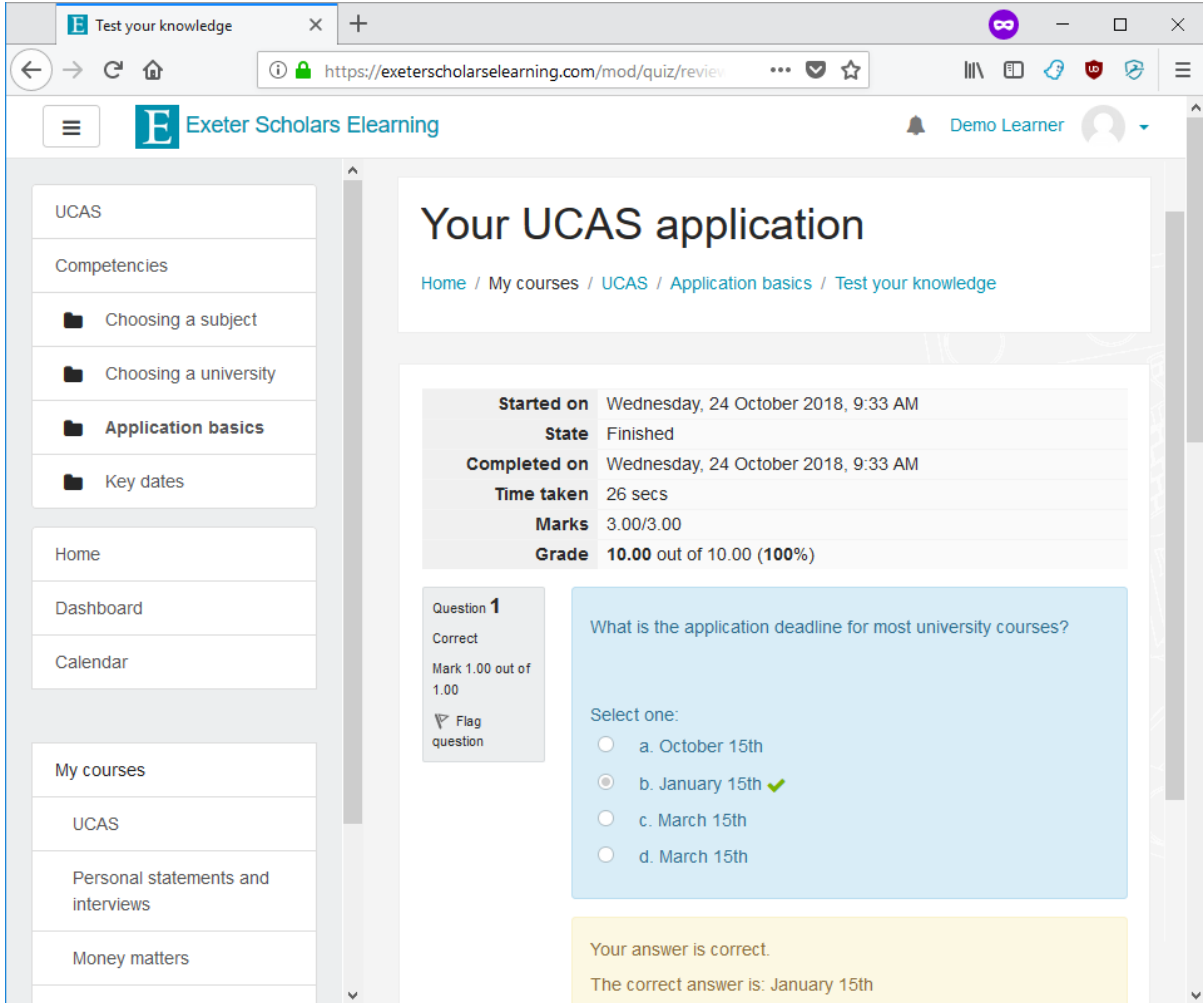
Activities that you mark as complete yourself have checkboxes like this:





The screenshot shows a web browser window with the URL <https://exeterscholarslearning.com/mod/quiz/attempt>. The page title is "Test your knowledge". The main content area is titled "Your UCAS application" and includes a breadcrumb trail: Home / My courses / UCAS / Application basics / Test your knowledge. The page features a left-hand navigation menu with categories like "UCAS", "Competencies", "Choosing a subject", "Choosing a university", "Application basics", and "Key dates". The main content area contains two questions. Question 1 asks "What is the application deadline for most university courses?" with four multiple-choice options: a. October 15th, b. January 15th, c. March 15th, and d. March 15th. Question 2 asks "How many different courses can you apply for through UCAS?" with a text input field for the answer.

When you click through to an activity, you will see something different depending on what that activity contains. You might be asked to answer questions, watch a video, or write down your thoughts on a topic. Some of the links go to resources or websites that you might find useful later.



Test your knowledge

https://exeterscholarslearning.com/mod/quiz/review

Exeter Scholars Elearning Demo Learner

Your UCAS application

Home / My courses / UCAS / Application basics / Test your knowledge

Started on	Wednesday, 24 October 2018, 9:33 AM
State	Finished
Completed on	Wednesday, 24 October 2018, 9:33 AM
Time taken	26 secs
Marks	3.00/3.00
Grade	10.00 out of 10.00 (100%)

Question 1
Correct
Mark 1.00 out of 1.00
Flag question

What is the application deadline for most university courses?

Select one:

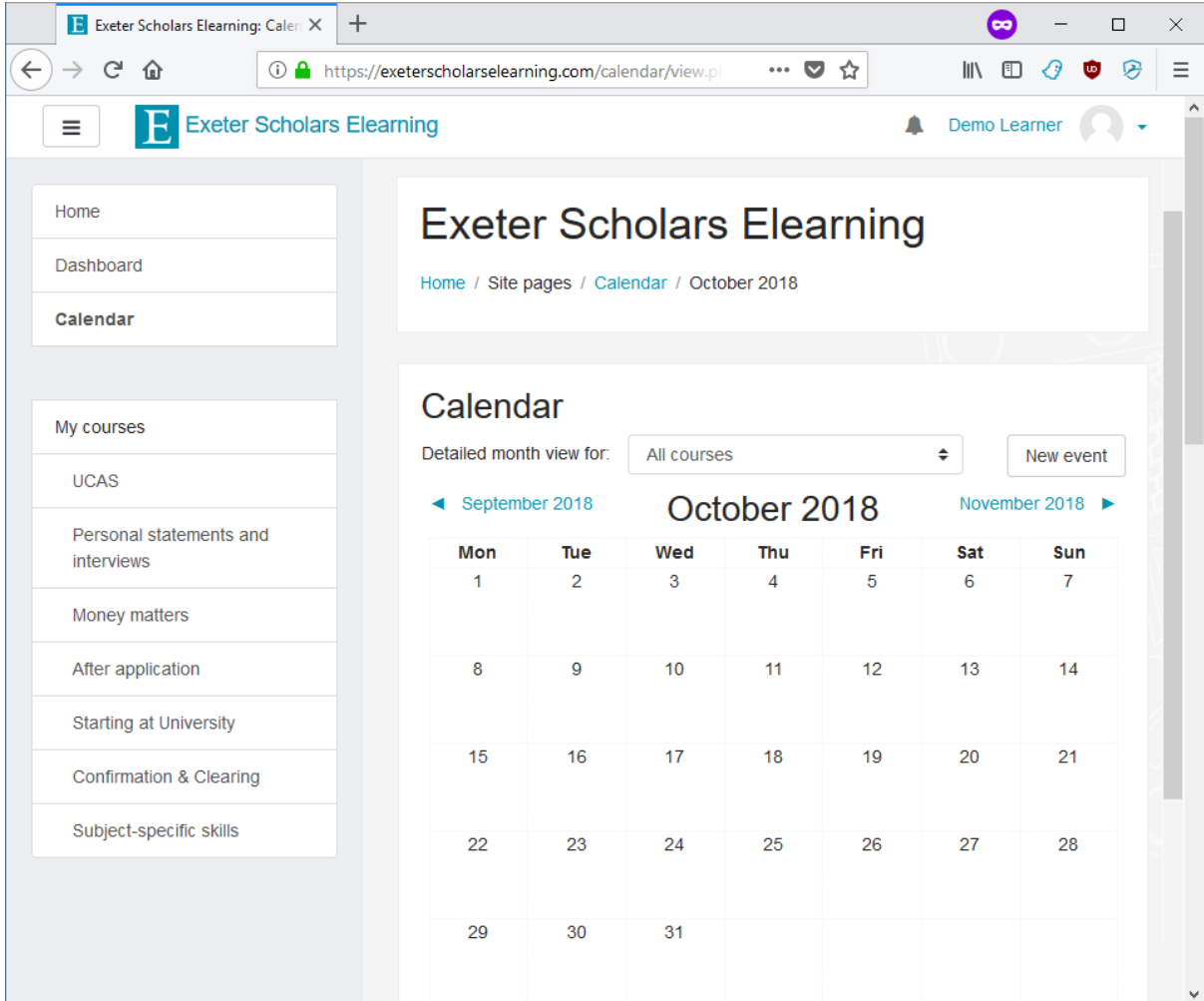
- a. October 15th
- b. January 15th ✓
- c. March 15th
- d. March 15th

Your answer is correct.
The correct answer is: January 15th

If the activity has right and wrong answers, you'll be shown the correct answer and how many questions you got right.

You might also get some feedback to help you think about your answers.

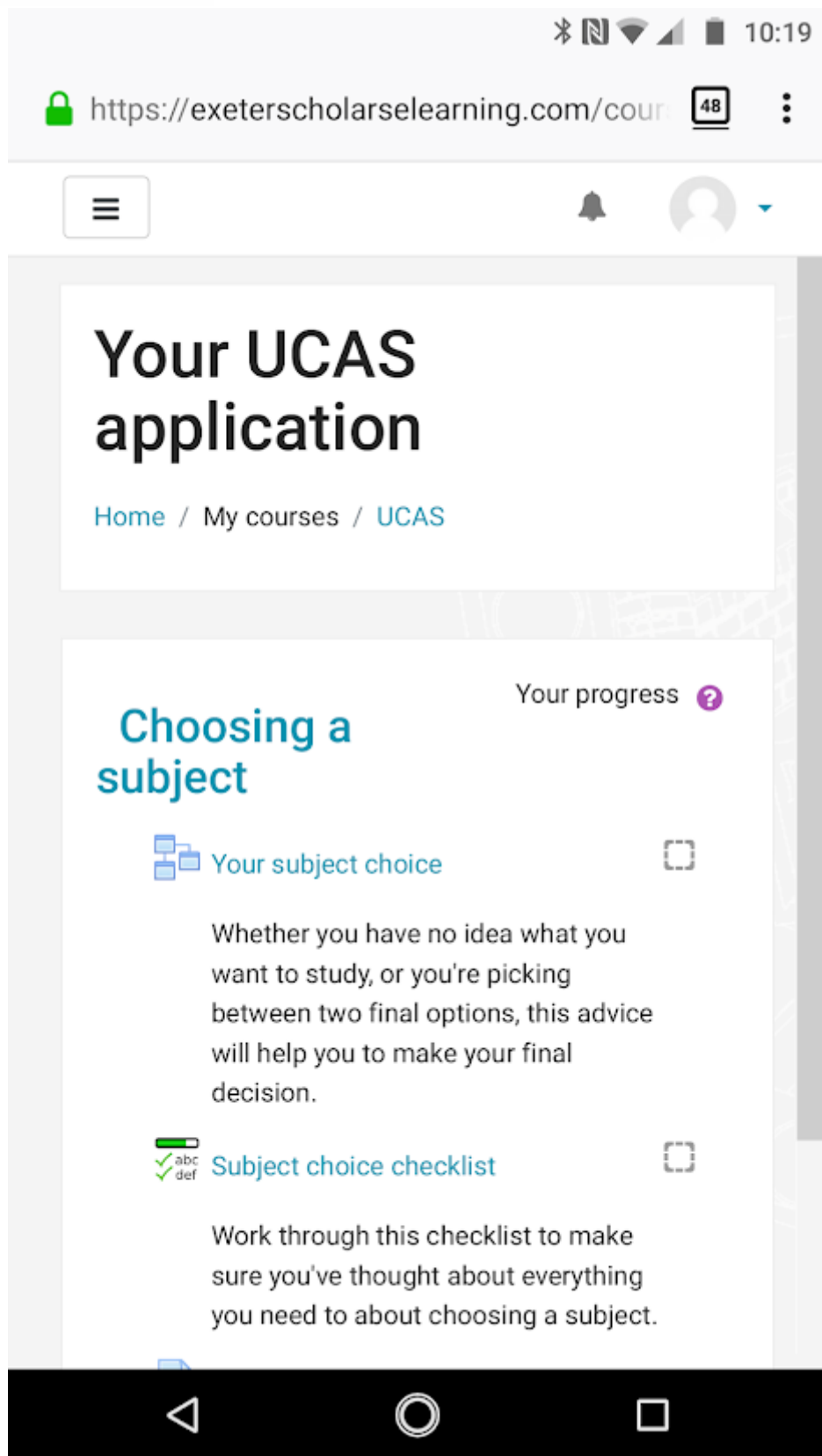
Not all of the questions have right answers; some of them are there to help you think and reflect.



The screenshot shows a web browser window displaying the Exeter Scholars Elearning website. The browser's address bar shows the URL <https://exeterscholarslearning.com/calendar/view.pl>. The website header includes the Exeter Scholars Elearning logo and a user profile for 'Demo Learner'. A left-hand navigation menu contains the following items: Home, Dashboard, Calendar, My courses, UCAS, Personal statements and interviews, Money matters, After application, Starting at University, Confirmation & Clearing, and Subject-specific skills. The main content area features a large heading 'Exeter Scholars Elearning' and a breadcrumb trail: Home / Site pages / Calendar / October 2018. Below this is a 'Calendar' section with a 'Detailed month view for:' dropdown set to 'All courses' and a 'New event' button. The calendar is currently displaying 'October 2018', with navigation arrows for 'September 2018' and 'November 2018'. The calendar grid shows the following dates:

Mon	Tue	Wed	Thu	Fri	Sat	Sun
1	2	3	4	5	6	7
8	9	10	11	12	13	14
15	16	17	18	19	20	21
22	23	24	25	26	27	28
29	30	31				

You can also access a calendar, which may contain details of upcoming Exeter Scholars events. To find this, simply click 'Calendar' in the left-hand menu.



You can also access the site from a phone.