



MEDICINE

UNDERGRADUATE STUDY 2013 ENTRY



Explore the possibilities

Open Days

Come and visit our beautiful campuses. We hold Open Days for the University of Exeter twice a year in June and September. Additionally, we will hold specific Open Days for the University of Exeter Medical School on 21 April 2012 and 9 June 2012.

Campus Tours

We run Campus Tours at the Streatham Campus every weekday at 2pm and at the St Luke's Campus on Tuesdays and Fridays at 12 noon during term time. You'll be shown round by a current student, who'll give you a first-hand account of what it's like to live and study at Exeter.

For full details and to book your place, contact us on:

www.exeter.ac.uk/opendays

Phone: +44 (0)1392 724043

Email: visitus@exeter.ac.uk

Contents

The University of Exeter Medical School	1
The University of Exeter	2
St Luke's Campus	3
Life in Exeter	4
Bachelor of Medicine Bachelor of Surgery (BMBS)	5
Programme structure	6
Assessment and support	10
Entry requirements	11
Bachelor of Clinical Science (BClinSci)	12
Programme structure	13
Learning and teaching	16
Assessment	16
Support	17
Entry requirements	17



The University of Exeter Medical School

The universities of Exeter and Plymouth have formed their own medical schools following a successful 10 year partnership in the Peninsula Medical School. The University of Exeter Medical School* will have an annual intake of about 135 UK and international students and will follow the same student-focused ethos developed by Peninsula. The School is based in Exeter, but will operate across the South West giving students the choice of living and working in locations such as Exeter, Torbay, Plymouth and Truro.

The University of Exeter Medical School will build on Peninsula's highly regarded innovative curricula of the Bachelor of Medicine, Bachelor of Surgery (BMBS) and the Bachelor of Clinical Science degrees to produce doctors and clinical scientists who are able to address the health and social care challenges of the 21st century. The BMBS curriculum provides a clinical focus that is forward thinking and meets the need of students who want to work as doctors in an increasingly integrated, internationalised health environment.

You'll benefit from access to Exeter's world-leading applied health research, work with some of the country's most innovative NHS Trusts, and learn from the best healthcare systems worldwide. You will gain experience of the latest techniques and computational methodologies from genomic medicine to health technologies. There is an inspirational range of opportunities for special study, intercalation and internships.

These will be matched by clinical opportunities in primary, secondary and tertiary settings across the South West at undergraduate and postgraduate levels. We also support those students wishing to take an academic route through the academic or doctoral training programmes.

Our BMBS students are part of a wider commitment to health service training at the University of Exeter, which also includes clinical psychologists, therapists and diagnostic radiographers.

National Health Service partnership

The National Health Service (NHS) has been closely involved in the development of medical education in the South West and is the major UK employer of healthcare professionals. Significant growth in the number of doctors and the development of medical education, both pre- and post-qualification, contributes to the essential modernisation required to deliver the government's NHS Plan.

The NHS in Devon and Cornwall has worked with the school to ensure that its services and facilities offer the right environment to support the way doctors are trained in line with the General Medical Council's guidance, 'Tomorrow's Doctors'. The GMC determines the knowledge, skills and behaviours that medical students learn at UK medical schools. The GMC also sets standards for teaching, learning and assessment.

The University of Exeter

The energy and ambition of our staff and students have made Exeter one of the most successful universities of the 21st century. Research and education of the highest quality are at the heart of an inspiring community in which to learn, work and live.

This is an exciting time to be at Exeter. We are looking to the future following a £275 million investment in facilities on the Streatham Campus in Exeter. This includes a £130 million investment in new on-campus student residences, the Forum, a £48 million student-facing redevelopment of the heart of the campus, a £25 million investment in the Business School and £25 million on new facilities for Biosciences.

*subject to the approval of the General Medical Council



The University of Exeter

Academic excellence

- We are in the top one per cent of universities in the world, and a regular fixture in top 10 league tables of UK universities
- Students receive an outstanding education here; our teaching was voted fourth best in the country in the latest National Student Survey
- Our teaching is inspired by our research, nearly 90 per cent of which was ranked as internationally recognised by the 2008 Research Assessment Exercise
- We attract the best qualified students in the country; we're in the top 10 for the number of students graduating with a first or 2:1 and for entry standards (students achieving AAB at A level and above)

A vibrant community

- Our students are the most engaged in the country, smashing participation records in student elections for the last two years running
- The Students' Guild offers an unrivalled selection of societies, from sport to culture to community volunteering groups – 8,000 students take part in 165 societies
- We are a top 10 UK university for sport and provide excellent facilities and support whether you want to compete at the highest level or just for fun
- We work with our students to continually improve the education on offer, via initiatives which put students at the heart of our decision making process
- We're a truly international community, with students from over 130 countries and staff of 50 different nationalities
- Our students are consistently among the most satisfied in the country, ranking us in the top 10 of the National Student Survey each year since it began

Ambition for the future

- We equip you with the skills employers need via business placements, study abroad schemes, volunteering opportunities, careers advice from successful alumni and much more
- Despite tough economic times, we've improved our employment record year-on-year: more than 90 per cent of students get a job or further study place within six months of graduating
- We've invested over £350 million in our three campuses, from new accommodation and research labs to state of the art lecture theatres and library spaces



St Luke's Campus

In the first two years, medical students are primarily based at the University's St Luke's Campus in Exeter which is close to the Royal Devon and Exeter Foundation NHS Hospital. Students studying for the BClinSci will also be taught at the Streatham Campus which is about a mile and a half away on the other side of the city centre.

Students have studied at St Luke's for over 150 years and the campus enjoys a vibrant, collegiate atmosphere in which everyone soon gets to know each other. As you walk through the arches of the traditional

North Cloisters you will see the lawns of the quadrangle surrounded by modern teaching buildings, including the Medical School building, and student residences. The campus has both a catered hall and self-catered accommodation nearby. You can find out more about our accommodation at www.exeter.ac.uk/accommodation

Academic facilities include a comprehensive and modern library, which has recently undergone a £1 million refurbishment, IT facilities and support, and modern seminar rooms and lecture theatres.

The Life Sciences Resource Centre and a telematic lecture theatre are also on site. The Clinical Skills Resource Centre is based across the road at the Royal Devon and Exeter Hospital. St Luke's also has excellent facilities for sport including a sports hall, an air-conditioned health and fitness studio and an indoor heated swimming pool.

Life on campus

Students' Guild

Our Students' Guild is recognised as one of the UK's leading students' unions. It is a dynamic, innovative and award-winning organisation. It organises many events and activities on the St Luke's Campus, which students of the Medical School take full advantage of along with all the academic, social and sporting facilities at the Streatham Campus. The two campuses are about a 25-minute walk or a short bus ride apart and buses run frequently.

Societies

In Exeter, thousands of students sign up to over 170 different Guild-affiliated societies. These societies cover a wide range of activities enabling our students to get fully involved with university life. Societies range from Archaeology, Jazz Orchestra and the Expedition Society to the Lit Soc, Photosoc, Ski Club and Welsh Societies. If there's a club you want that we don't have, we'll help you set it up. The full list is available at: www.exeterguild.com/societies

Life in Exeter

Exeter has a youthful vibe visible in bursts of ultramodern construction and a thriving arts scene. Down by the River Exe, the atmospheric quayside is a launch-pad for explorations by bike or kayak. Add a unique movie museum, the chance to go on subterranean tours and some super-stylish places to stay and eat, and you have a relaxed but lively touring base.

LONELY PLANET GUIDE TO DEVON, CORNWALL AND SOUTH WEST ENGLAND

Exeter has a population of around 120,000 and is consistently rated as one of the best places to live in the UK. Exeter's popularity as a growing business centre means the city continues to prosper despite the current economic climate. Unemployment is below the national average and the University's new campus projects have contributed towards Exeter retaining its status as a centre for investment.

It is a safe, student-friendly city with a vibrant and fun culture and relaxed atmosphere. The cafés, restaurants, pubs and modern shops of the city centre mix easily with Exeter's historic buildings. The recent redevelopment of the city centre,

focusing on Princesshay, has been widely acclaimed as an exemplar of how to mix ancient and modern. It's a vibrant and exciting centre which attracts shoppers from across the region. A short diversion from the High Street reveals lots of more unconventional local retailers in places like Gandy Street and the Cathedral Green.

The city's arts centre, the Exeter Phoenix, offers top quality theatre, dynamic dance, live music from around the world, exhibitions of visual arts and crafts and thought-provoking films. The Exeter Northcott Theatre is based on the Streatham Campus and stages touring shows, comedy nights and concerts.

The Vue Cinema is the main cinema in Exeter, but the Picture House is also very popular. Its programme includes art house and classic films as well as the major blockbusters and it has a café/bar with fabulous views.

The nightlife in Exeter is centred on a diverse range of bars, pubs, clubs and restaurants in the city centre, with regular student nights most nights. Performers from the London stand-up comedy circuit regularly visit the Comedy Club at the Corn Exchange. Live music can be enjoyed throughout the city in various venues, on campus and at the large Westpoint Arena.

With a touch of buzzy, big city atmosphere, a large student population and a thriving arts scene, Exeter is one of the liveliest cities in the South West... The excellent selection of funky bars, cafés and restaurants make Exeter a vibrant place to be after dark.

LONELY PLANET GUIDE TO GREAT BRITAIN





Medicine

A bold and innovative approach to clinical education
Clinical experience from the first month of
the programme
A broad-based curriculum
Study in a world-leading, internationally recognised
research-rich environment
The latest medical technology

Numbers

Entrants: 125

Applicants: 1814

Programme information

Email: medicine@exeter.ac.uk

Phone: 0844 6200012

www.exeter.ac.uk/medicine

This five-year degree programme leads to the award of Bachelor of Medicine, Bachelor of Surgery (BMBS)* and draws on the strength of our partnership with the NHS in Devon and Cornwall to provide what we believe to be the most exciting and innovative medical undergraduate degree programme available today, delivering a unique learning experience in healthcare.

The programme develops skills for lifelong learning and the professional attitudes that you will need throughout your medical career. The importance of a multi-professional perspective is designed into the programme, so that you learn both from and with other healthcare professionals. We will work closely with you throughout your studies to ensure that you are properly advised on career development, ensuring that your learning experiences enable you to be competitive in any medical employment market. The degree programme is carefully structured to ensure that you will graduate with the knowledge, skills and attitudes required for safe practice and entry into your first clinical job.

Our teaching and learning are based around a patient centred education and a culture that is sensitive to the needs of our students. A patient centred education means that you'll become the best clinically skilled graduate with a strong knowledge of contemporary science, an awareness of research and excellent professional behaviour. Learning in a culture that is sensitive to you, means that you'll benefit from structured small group learning and an intensively supported learning environment. You'll be taught to challenge, stretch, reward and empower yourself.



On graduation you'll be able to approach clinical problems holistically, have excellent communication skills, be empathetic and a good listener. You'll be able to work well in multi-professional teams, be able to seek and appraise the best evidence to inform your practice and be capable of meeting the health care needs of society.

Most of your learning will take place in small groups which will prepare you for working in a multi-professional clinical team in the NHS. Time for independent study is built into the timetable, enabling you to take advantage of the wide array of resources available to support your learning. You will have access to excellent amenities. At the University and NHS sites there are extensive library and learning facilities.

In the early part of the programme you'll study in a very well supported environment which includes expert tutor-facilitated sessions in the Life Sciences Resource Centre, which is on the St Luke's Campus, and the Clinical Skills Resource Centre at the Royal Devon and Exeter Hospital site, community placements, case-based small group tutorials, reflective/feedback small group sessions and workshops, all allowing for group interaction, discussion and feedback.

Our curriculum includes the whole health community not just hospitals. This recognises the community role in chronic illness and prevention and provides the social context, giving you a wider perspective and understanding.

The community placements also provide experience of the multi-professional nature of medicine and the importance of the healthcare team.

State-of-the-art IT and e-learning resources are a key tool to help support your learning. You will also have a small number of large group plenary sessions, in which a year group is brought together for teaching sessions. In the later years of the programme your learning occurs within the clinical environment with extensive opportunities for learning from patients as you move through the pathways of the patient care programme.

Programme structure

The BMBS degree programme has core components, which provide the essential knowledge and skills to practice as a doctor. A proportion of the curriculum is also devoted to components of your choice, which allow you to select areas of interest to study in depth.

YEAR 1	YEAR 2	YEAR 3	YEAR 4	YEAR 5
Clinical Learning	Clinical Learning	Clinical Care	Clinical Care	Clinical Practice
Conception	Conception	Acute Care	Acute Care	Immediate Care
Fetal	Infant Patient	Ward Care	Palliative Care/Oncology	Medicine
Infancy	Child Patient	Integrated Ambulatory Care	Continuing Care	Surgery
Childhood	Adolescent Patient	Integrated Learning	Integrated Learning	Community
Adolescent	Young Adult Patient			Specialities
Young Adult	Adult Patient 1-5			Elective
Maturity 1 and 2	Elderly Patient 1 and 2			Integrated Learning
Old Age 1 and 2	Integrated Learning			
Integrated Learning				



Years 1 and 2

The first two years of the BMBS programme lay the scientific foundations for study in subsequent years, ensuring that you learn within a clinical context. The programme reflects our belief that doctors need to adopt a socially accountable approach to their work and to understand the human and societal impact of disease, as well as the community-wide context of contemporary healthcare provision.

The curriculum is structured around the human life cycle. In your first year you study human physical and psychological development from birth through to old age. In the second year you revisit the human life cycle, this time with an emphasis on disease, pathological processes and the psychological impact of illness.

Small group learning

The first two years of the curriculum are centred around small group learning. In groups of eight to ten, you'll work through a series of clinical cases, each lasting two weeks, which follow the human life cycle. Each tutor-led group meets three times during the fortnight to study and discuss the case and you'll report back your individual research findings. Between meetings, you'll undertake research and independent study on all aspects of the case from the biomedical, public health, human science and professional points of view.

Plenary sessions

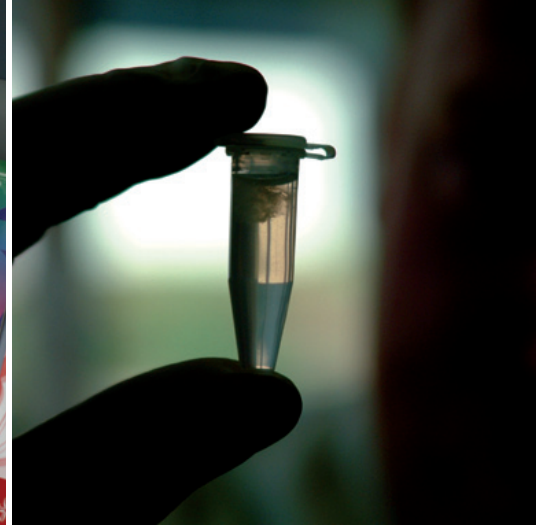
All students in your year will come together for large group teaching sessions. These plenaries focus on specific subjects relevant to the cases you are studying and often involve external experts.

The Life Sciences Resource Centre

The Life Sciences Resource Centre (LSRC) which is on the St Luke's Campus, introduces you to, and develops your knowledge of, the structure and function of the human body. Your understanding of anatomy develops through using medical imaging, including X-rays, magnetic resonance imaging and ultrasound, coupled with the study of models, living anatomy and virtual multimedia methods.

The Clinical Skills Resource Centre

You'll learn clinical and communication skills in a safe environment within the Clinical Skills Resource Centre (CSRC), based at the Royal Devon and Exeter Hospital, before using them in a real clinical setting. The CSRC contains state-of-the-art electronic patient simulators, mock NHS wards and emergency departments. You will learn to gather information, carry out physical examinations, conduct patient and family interviews, develop your diagnostic skills and perform a variety of practical procedures including injections, venepuncture and basic life support. You'll also develop the ability to interact with patients in a variety of situations. Learning and improving communication skills enables you to understand the needs of individual patients, physically and psychologically.



Community placements

Extensive exposure to real patients in clinical settings underpins the development of your clinical skills. This experience will help you become an expert in the clinical environment. In your community placements during the first two years, you'll experience health care as it is delivered in the community. You will normally meet your first patient within the first few weeks of your first year.

During your placement you'll also learn from patients about the breadth of diseases and health problems in a community and the effect of social and environmental factors on disease. This will help you to understand the multi-professional nature of medicine and importance of the wider healthcare team.

Special Study Units

Special Study Units (SSUs) involve working with staff from the NHS, the University and the community in a wide range of disciplines to study areas of particular interest to you. With more than 200 options, SSUs provide a challenging and stimulating way to develop your critical thinking, scientific and analytical skills. Some of these SSUs will also include international placements. During the first two years, each SSU takes place over a three-week period.

Years 3 and 4

The third and fourth years of the curriculum are delivered in locations across the South West. You will rotate through a series of hospital and community placements in six pathways, which provide extensive experience of a wide range of clinical settings. Your learning is centred on patients and will continue to develop your problem solving skills, while also maintaining your exposure to the widest possible array of clinical experiences.

Integrated clinical learning

This part of the programme is divided into six 'pathways of care'. In your third year you will study pathways in acute care, ward care, and integrated ambulatory care, followed by pathways in acute care, palliative care/ oncology, and continuing care taught in your fourth year.

These pathways emphasise the importance of continuing to acquire knowledge in the basic and human sciences, while also refining and building on the clinical and communication skills you developed in your first two years.

Integrated science learning

Your knowledge of biomedical, clinical and human science is developed during placements, through meeting patients at home, in general practice, in acute and community hospitals and through interaction with healthcare professionals in their working environment. You'll experience first-hand how the NHS works as a team to deliver patient care.


Your learning during each pathway is supported by a study guide, which develops your knowledge of common medical conditions by encouraging you to work through a series of clinical problems to build up your knowledge, clinical reasoning and analytical skills.

In addition to your clinical placement, one day each week is devoted to plenaries, seminars, workshops and small group sessions which build on your previous learning and help to integrate your scientific and clinical knowledge. Teaching and learning in small groups, including Structured Supported Learning sessions (SSLs) and Clinico-Pathological Conferences (CPCs) that take place each week help you understand the key concepts and knowledge that relate to each pathway.

Special Study Units

In your third and fourth years you'll continue to study in a clinical environment and learn about healthcare teams and NHS management. In addition to the wide variety of clinical options available, you will also have the opportunity to learn more about the research process, through a longer attachment to one of our research teams.

You'll be able to develop your teaching and learning skills through another SSU, 'The Doctor as Teacher'. The overall aim of this SSU is to enable you to acquire the professional attitudes, knowledge and skills of a competent teacher and to prepare for the transition from medical student to doctor.



IFMSA exchanges

The International Federation of Medical Students' Associations (IFMSA) is an independent, non-governmental and non-political federation of medical students' associations throughout the world. The Medical School takes part in the student exchange programme facilitated by IFMSA and this is one way in which we provide opportunities for you to advance your awareness of global health issues and education.

IFMSA exchanges offer you the opportunity in your third year to exchange with other medical students from a variety of countries worldwide, in order to participate in a four-week clinical placement. Exchanges are always bilateral, which means that when our students undertake their clinical clerkship abroad, the incoming student from that country participates in a four-week placement at Exeter.

Intercalated degree

An intercalated degree provides the opportunity to explore another discipline at degree level, bringing added breadth and depth to your study. The opportunity to intercalate is offered to the highest performing students based on assessments during the third year. Approximately the top quartile will get an automatic offer, while the second quartile will compete for any remaining places.

Successful applicants join the final year of an existing degree course to BA or BSc level; some Masters programmes are also possible.

A wide range of options is available, including flexible honours degrees, subject to sufficient prior learning for the chosen subject. Students have intercalated in Biosciences, Emergency Care, History of Medicine, Human Biosciences, International Relations, Music, Psychology, Sport and Exercise Medicine, Statistics with Management, and several flexible honours combinations. A small quota may apply to intercalate externally for degrees that are not available locally – including some at the London School of Hygiene and Tropical Medicine.

Students who have completed these intercalated degrees have enjoyed and benefited from different programmes before resuming their final year of medical study. Although intercalation means an extra year of study, it can enhance the undergraduate experience and be a real asset in professional life.

Year 5

In your fifth year, you will learn the job of medicine and start to develop your understanding of principles of practice in the NHS. You'll undertake a series of apprenticeship attachments in hospitals across the South West.

The emphasis is on the practical implementation of what you have learnt and is your final preparation for medical practice. You'll experience working as part of a healthcare team in the clinical environment. Your independent learning is supplemented by a portfolio of 'indicative presentations', which encourages you to continue integrating your scientific and clinical knowledge. These presentations expand and deepen the knowledge and skills you developed in years three and four. Receiving histories from patients and performing clinical examinations will by now be very familiar to you. You will also be developing your analytical skills in interpreting diagnostic tests and initiating management plans.

Electives

The electives form a very important part of the curriculum, enabling you to experience medicine in an entirely new environment, both socially and culturally. Electives may involve clinical or research placements, or a combination of both. Many students take this opportunity to see the practice of medicine in another part of the world, for example, by exploring the practice and delivery of clinical care in developing countries, through placement in mission or government hospitals. Other students arrange elective placements within the South West or other parts of the UK. There are few restrictions on what you might wish to do, provided this is clearly set out in the context of agreed learning objectives.

For further information please go to www.exeter.ac.uk/medicine



Foundation Years

All UK medical graduates are eligible to apply for a place on a two-year foundation programme, gaining full registration with the General Medical Council (GMC) after successful completion of Foundation Year 1. For the past few years, over 90 per cent of UK medical graduates were allocated to their first choice of foundation post. Competition for foundation training places is likely to increase going forward, but we provide support to our graduates to give you the strongest possible educational and experiential profile, providing a path to a successful career.

There is a broad spectrum of careers within clinical practice across medical, surgical and other specialties and whilst many of these have historically been hospital-based, healthcare is moving towards a more community-centred model of delivery and consequently doctors will be increasingly expected to deliver healthcare in a range of settings. The range of placement opportunities throughout the programme will help to develop your skills and experience of working in different healthcare settings and enable you to understand how organisations operate. This, alongside tailored careers advisory sessions and events provided in partnership with the South West Peninsula Deanery will also help you to make informed career choices.

Assessment and support

Assessment is an important part of the learning process: it demonstrates the standard you are achieving as well as that to which you are working.

Your progress is assessed in relation to your knowledge and your work in clinical practice and you will be provided with continuous feedback, enabling you to identify strengths as well as areas for improvement.

The Applied Medical Knowledge Progress Test is one of the key features of our approach to assessment. The Progress Test, which is delivered in a multiple-choice question format, is designed to assess long-term and functional knowledge rather than detailed and easily forgotten 'facts'. It is a measure of how much you are learning, not how good you are at revision, cramming or rote memorisation. Following every test that you take, four per year in total, you will receive your grade and percentage score as well as the mean percentage of each test.

Academic review

Your performance in assessment is formally reviewed each term to ensure that any problems that you may be experiencing with your learning can be identified early. We seek to support students whose performance may be a cause for concern. If you need support you will be referred to trained staff and receive a confidential report containing recommendations on how changes to individual learning styles, techniques, assessment strategies and attitude to work may improve performance.

Academic tutor

All students are allocated an Academic Tutor who oversees your academic progress and personal and professional development. Your tutor is the first point of contact for academic support for the duration of the programme. You will change tutors each year.

Wellbeing

We offer a friendly and supportive environment from your first day with us. Our Pastoral Tutor team can provide assistance with non-academic issues.

The University also provides extensive wellbeing support through a range of services including counselling services, advice units, chaplaincy, childcare facilities and student health centres. Further information can be found at www.exeter.ac.uk/undergraduate/life/wellbeing

Non-direct school leavers

The entry requirements set out in this section apply to you if it is more than two years since you completed your A levels or equivalent qualifications, if you are a graduate or if you have enrolled onto the second year of an existing degree programme at the time of application.

We use the Graduate Medical Schools Admissions Test (GAMSAT) as the entry requirement for non-direct school leavers. GAMSAT assesses a candidate's academic aptitude for the study of medicine. Results from the test will be used alongside the other information contained on your UCAS form to select non-direct school leavers for interview. The results are valid for two years.

Information about GAMSAT is available online at www.gamsatuk.org Visiting the GAMSAT website is the only way for candidates to register. Payment online is part of the registration process.

International applicants

We welcome and encourage applications from suitably qualified international students who are either self-funded, supported by scholarships from their respective governments, or sponsored by scholarship programmes operated by the British Council and similar funding bodies.



If you are an international applicant you must meet same the admissions criteria as Home/EU students. An exception is that you need not sit the UKCAT test, but you must be able to fully demonstrate proficiency in the English language. All teaching is in English, so if English is not your first language, you must have one of the following qualifications:

- IELTS band 7.5 or above with at least 7.0 in each of the Speaking and Listening sections (taken within 12 months of entry)
- GCSE/IGCSE English Language (as a first language) grade A
- IB score of 6 at the ordinary level in English Language (as a first language)

We offer a friendly and supportive environment for international students. We have a nominated Academic Tutor to coordinate your induction and academic support to ensure that your transition from school to university is a seamless one. Our International Student Advisers act as a focal point for help and advice with any matters relating to your welfare throughout your studies. They are able to assist with immigration issues including the renewal of student visas, provide advice about schooling for children and produce a termly e-newsletter packed with cultural tips, event news and useful information.

Offer-Holder Visit Days

Once you receive confirmation of an offer we'll contact you with an invitation to visit us on an Offer-Holder Visit Day, which will give you the chance to find out more about your programme and department and decide whether to accept our offer.

While this opportunity to visit includes a campus tour and formal introduction to the department, much emphasis is placed on a more informal period for questions and answers. A number of our current students also take part on these days, leading tours and giving you the opportunity to ask them what studying at Exeter is really like! Offer-Holder Visit Days take place during the period January to April.

MEDICINE ENTRY REQUIREMENTS

DEGREE PROGRAMMES	REQUIRED SUBJECTS	TYPICAL OFFER
BMBS Medicine A100 5 yrs	GCE AL Chemistry and either Biology or Physics. Biology must be achieved at a minimum of Grade C at AS level if not studied at AL. Four subjects must be studied at AS level. General Studies is not included in any offer. IB: Chemistry and Biology at HL6	A*AA-AAA; IB: 38-36

Completing your Application Form The deadline for applications is 15 October 2012.

No more than four choices should be used for clinical programmes.

Interviews Successful candidates at the initial application stage will be invited to an interview which is designed to determine whether applicants have the non-academic qualities such as the communication skills, reflectiveness and empathy required to become a successful doctor. Please note that applicants are responsible for the cost of travel to the interview.

Criminal Record Checks As you may be working with vulnerable people in a variety of clinical settings throughout the degree programme, all offers are conditional upon a Criminal Conviction Self Declaration and an enhanced disclosure check via the Criminal Records Bureau. We will review all significant reports of convictions, cautions and verbal warnings and decide on a candidate's suitability to enter the programme.

Health Assessments All applicants invited to interview will be required to complete a health questionnaire and those accepting an offer will be screened by the Occupational Health Department. Students may be required to attend a medical examination as part of the admissions process and will be required to have tests to determine their Hepatitis B surface antigen status.


UK Clinical Aptitude Test (UKCAT) At the time of going to print, the University of Exeter Medical School uses the UKCAT as a factor in determining which candidates are selected for interview, along with predicted or achieved grades and other information contained within an applicant's UCAS form. You are advised to visit the UKCAT website at www.ukcat.ac.uk

Widening access to medicine

As part of our commitment to widening access to medicine, we undertake outreach activities with local schools in Cornwall, Devon and Somerset.

Workshops introduce pupils to a range of healthcare scenarios designed to demonstrate the roles of the medic, nurse, surgeon and wider healthcare team. These sessions are available through the Outreach Team who can be requested by contacting outreach@exeter.ac.uk. Please note that all requests must be from the hosting school and not individual pupils.

As well as the opportunity of talking face-to-face with Exeter Medical School staff at our Open Days, the University and the Medical School are represented at most of the UCAS Fairs in the UK. A list of the UCAS Fairs is available on our website at www.exeter.ac.uk/undergraduate/visiting/conventions



Bachelor of Clinical Science

A unique degree, training future research scientists to improve patient health
Developed in consultation with industry and the NHS to help address a shortage in graduate skills and future health needs
Taught jointly by the Medical School and Biosciences at the University
Learn cutting-edge medical science and carry out independent research using state-of-the-art resources and facilities
Undertake an optional Professional Training Year (UK or North America)
Structured support for professional development, leadership skills and employability

This programme provides a firm foundation in the core biomedical and biomolecular sciences, alongside an insight into medical practice and the biotechnologies used to diagnose disorders and treat patients. You'll develop clinically-contextualised scientific knowledge and robust research skills, plus creative and inquisitive communication and problem-solving skills. These key skills will prepare you for a successful 'translational' research career helping to progress scientific discovery into clinical practice, ultimately to improve human health.

The University of Exeter has established an international reputation for its innovative approach to teaching. State-of-the-art online programme materials supplement lectures and structured small group learning sessions in which you explore clinical case studies. Leading experts in the fields of genetics, cell biology, microbiology, bioinformatics, molecular biology, biochemistry, genomics and chemical biology teach the Biosciences modules.

Numbers

Entrants: 40

Applicants: 161

Programme information

Email: medicine@exeter.ac.uk

Phone: 0844 620012

www.exeter.ac.uk/medicine

Programme structure

Your acquisition of knowledge and skills progress throughout the degree, from learning underpinning scientific principles in your first year, through to their medical application and undertaking a specialist research project as part of your final year.

A range of optional modules allow you to choose a path that reflects your personal interests and career ambitions.

Through a number of short clinical and research-based placements in healthcare and research environments, you will gain vibrant first-hand experiences of how innovative research can improve patient health. These experiential placements also help you develop a deeper insight into your own possible professional career opportunities and aspirations.

Your employability can be further enhanced by the optional but competitive-entry Professional Training Year. This offers you the opportunity to gain invaluable professional experience working within a cutting edge clinical research team in a university or NHS research laboratory, biotechnology or pharmaceutical company.

YEAR 1	YEAR 2	OPTIONAL PROFESSIONAL TRAINING YEAR	FINAL YEAR
Core modules	Core modules	Core modules	Core modules
Biochemistry	Expanding Horizons 2	Expanding Horizons 3: Learning from the Professional Training Year	Expanding Horizons 4
Expanding Horizons 1	Genomics and Biotechnology	Integrated Clinical Science 3: PTY Placement and Report	Integrated Clinical Science 4
Fundamental Skills for Biosciences	Integrated Clinical Science 2		Option modules
Genetics	Principles of Good Clinical Practice and Research		Cellular Basis of Immunity
Integrated Clinical Science 1	Option modules		Frontiers in Molecular Cell Biology
Introduction to Biotechnology	Analysis of Biological Macromolecules		Managing Clinical Trials: Putting Science into Practice
Microbiology and Cell Biology	Advanced Cell Biology		Medical Biotechnology
	Human Molecular Biology		Medical Imaging: Principles and Applications
	Medical and General Microbiology		Microbial Effectors of Disease
			Molecular Basis of Infection
			Pharmaceutical and Medicinal Chemistry

Year 1

In your first year you will gain a robust scientific grounding that underpins the advancement of modern medical practice. The emphases are on understanding the biomolecular and biomedical sciences relevant to clinical research; gaining a clinical insight of how science is applied to clinical practice and developing your core laboratory and clinical research skills.

A wide range of stimulating learning opportunities are provided by experts from both the Medical School and Biosciences. These include small group work, lectures, tutorials, laboratory practicals and supported independent study. An important component of your learning occurs within the small groups facilitated by an expert scientist – a learning technique successfully employed within the Medical School and within Life Sciences sessions supported by state-of-the-art technology-enhanced learning resources.

Several modules have associated laboratory practical sessions including classes that introduce modern techniques in molecular genetics, biochemistry, cell biology and microbiology. Some sessions also involve a doctor, scientist and patient to explore key clinical cases and associated emerging treatment technologies.

In this year you will compile your Personal Development and Professionalism Portfolio, enabling you to reflect on your career – informing placements, personal and key skills, feedback and academic performance. Support for your academic progress and career aspirations is provided by your Personal Tutor.

Core modules

Biochemistry

This module teaches the core concepts in biochemistry including topics on structure of proteins, enzyme kinetics and metabolic pathways. It provides the core knowledge and skills that underpin clinical chemistry.

Expanding Horizons 1

This module demonstrates the impact that scientists, working within a multidisciplinary team, can make to patient health. This is achieved by undertaking short experiential placement sessions within settings where science is applied to health care practice, and by writing a review of a cutting-edge topic of your choice within clinical science. The module develops your critical skills in evidence appraisal and scientific research.

Fundamental Skills for Biosciences

During this module you are introduced to the underlying concepts required for laboratory-based biosciences, including modern laboratory techniques, safety issues, designing experiments and analysing and presenting scientific data. Team development training and small group tutorial work also feature in this module.



Genetics

Genetics is fundamental to any understanding of the biosciences and underpins any degree in the subject. This module provides you with a basic understanding of how information is stored and expressed in cells, the differential role of genes and the environment on expression of a phenotype, and of the behaviour of genes in populations.

Integrated Clinical Science 1

Through this module you will gain an integrated understanding of the core biomedical, biomolecular and human science principles that underpin human health. Working in small groups, an array of carefully-sequenced triggers stimulate your progressive learning of key principles in human physiology, pharmacology, neuroscience, immunology, medical technologies, anatomy. It also introduces human science concepts and serves to link key science concepts delivered in other first year modules to clinical practice.

Introduction to Biotechnology

This module introduces you to the important concepts, techniques and applications of biotechnology, and explores their impact on research, business and society.

Microbiology and Cell Biology

In this module you will be introduced to core concepts in microbiology and cell biology that are fundamental to your understanding of the biological sciences relevant to clinical practice.

Year 2

The second year focuses on the scientific basis of important diseases and how current and emerging scientific technologies underpin and advance disease diagnosis, treatment and their wider impact on society. Within a variety of structured learning environments, you have opportunities to explore and debate these scientific aspects and the wider implications of these diseases.

Key aspects of applied research are explored including clinical research methods and its design and setting within healthcare environments. Your understanding of these areas develops through a variety of hands-on learning opportunities which enhance your practical research skills and knowledge of contemporary medical research issues.

You will continue to evolve your own academic professionalism and will be supported in your application for competitive-entry professional training year placements in your third year.

Core Modules

Expanding Horizons 2

This module develops your research enquiry and leadership skills. It consolidates your growing skills in collection, interpretation, formulation and presentation of research evidence, and personal reflective behaviours.

Genomics and Biotechnology

Focusing on state-of-the-art technology for analysis of genomes and gene expression, we will critically discuss their use in biological research and biotechnology. Practical classes consolidate use of internet-based genomics tools and provide a platform to discuss case studies.

Integrated Clinical Science 2

Building on Integrated Clinical Science 1, you will develop your understanding of core human pathophysiological, clinical pharmacological and basic human science concepts using illustrative diseases. Through the study of key medical technologies applied to the detection, diagnosis and management of important diseases, you will also gain an understanding of how the successful translation of science has advanced medical practice.

Principles of Good Clinical Practice and Research

This module prepares you for performing your individual research project in the fourth year, your optional Professional Training Year, and employment as a clinical science graduate. You will explore the key principles underpinning clinical research practice and regulation.

Option Modules

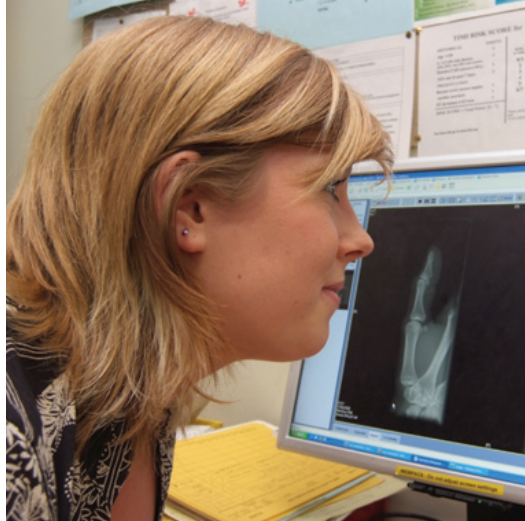
You can select two from:

Analysis of Biological Macromolecules

You will be introduced to state-of-the-art methods used to analyse and characterise biological macromolecules. Lectures are supplemented by practical sessions where you will work in groups and learn how to fractionate proteins from cells, purify proteins by different chromatographic methods, assay specific enzymes and analyse their results by gel electrophoresis.

Advanced Cell Biology

This module develops your advanced understanding of cell biology. It explores the major cellular processes including principles of cell signalling and regulation of cell shape, cell division, cell death and the functions of the endomembrane systems.



Human Molecular Biology

Looking at how molecular biology, molecular genetics and genomics are contributing to the understanding of humans as organisms, you will develop an understanding of the relationship between humans and other organisms as well as the origins of modern humans.

Medical and General Microbiology

This module considers modern approaches to pathogen detection and the challenges posed by the spread of antibiotic resistance.

Professional Training Year

The Professional Training Year (PTY) provides you with an excellent opportunity to gain an invaluable career-informing and career-enhancing experience, working as part of a cutting-edge research team. The PTY involves a competitive application process.

Current PTY placements include:

- Laboratories
- Harvard Medical School (USA)
- Johns Hopkins University (USA)
- BTG International (London)
- Universities of London (King's College), Exeter, Plymouth and Southampton

During your placement you are closely supported by both your workplace supervisor and by a visiting PTY tutor to ensure that you gain the maximum benefit from the year.

Students who are not successful in securing a PTY placement or who would like to only study for three years, will continue directly from the second year into the final year of the programme.

The many benefits of undertaking a PTY placement include enhancement of your professionalism, independence and confidence; subject knowledge and research skills; problem-solving, team-working, leadership, communication and project management skills; employability; and preparation for working in a professional work environment.

Core Modules

Expanding Horizons 3: Learning from the Professional Training Year

The module promotes learning through a structured personal reflection of your PTY experience. You develop personal reflective skills, via working with others and problem solving.

Integrated Clinical Science 3: PTY Placement and Report

Here you will gain valuable experience of working within a professional clinical research environment.

Final Year

In your final year you have opportunities to study and undertake research to help improve current medical knowledge and practice. In addition to the core modules, you can select from a range of optional specialist advanced modules, enabling you to tailor your degree to match your own specific experience-informed career ambitions.

You will encounter authentic and complex clinical case scenarios. Working as a team you will apply your evidenced-based scientific theory and explore emerging new health technologies to help improve patient health. Also during this year, you will undertake a translational clinical project, closely supervised by an expert research professional.

During this year you complete your Personal Development and Professionalism Portfolio. Support will be provided to help you consider your career aspirations and help consolidate your CV and interview technique.

Core Modules

Expanding Horizons 4

In this module you have an opportunity to undertake your own independent and original piece of clinical research under expert staff supervision. You design the research project, collect and analyse data and then write up the results. Research projects deal with questions and issues at the cutting edge of medical developments. In addition, the module also aims to enhance your future employability by consolidating your personal and professional skills and enhancing your employability skills.

Integrated Clinical Science 4

This module enables you to practice applying critical appraisal of science to contemporary healthcare problems, thereby advancing current clinical practice via science translation.

Option Modules

You can select three from the following:

Cellular Basis of Immunity

Introducing you to the science of immunology, we explore key components of the immune system. Current research topics are used to illustrate how antibodies are engineered and used in the diagnosis and prevention of diseases.

Frontiers in Molecular Cell Biology

The module focuses on modern topics in molecular cell biology. Primary research papers are used to address the latest developments in this exciting field. One aim of the module is to understand the basic principles of cell function that overarch all life with examples drawn from kingdoms of eukaryotic life (plant, fungi, animals) and bacteria. In addition, the module seeks to raise understanding of the medical relevance of some cellular processes such as mitosis, motors in membrane trafficking, function and morphogenesis of cilia and bacterial environmental sensing and chemotaxis.



Managing Clinical Trials: Putting Science into Practice

This module explores the key scientific principles underpinning the successful design, implementation and monitoring strategies associated with a new clinical technology trial.

Medical Biotechnology

New developments are investigated in selected medical applications of the biotechnology industry including personalised medicine, organ factories, stem cells and 'from vaccination to gene therapy'.

Medical Imaging: Principles and Applications

This module provides an understanding of the key scientific principles, and clinical research applications of current and emerging innovations in medical imaging. Medical imaging uses ionising and non-ionising radiation in order to visualise anatomical structures and physiological processes, diagnose and treat pathologies, monitor disease progression and the effects of therapeutic interventions.

Microbial Effectors of Disease

Mechanisms by which bacterial and fungal pathogens damage the host are considered in this module. Both plant and animal hosts are considered. The module especially focuses on the roles of toxins in virulence.

Molecular Basis of Infection

This module considers the molecular mechanisms by which bacterial and fungal pathogens invade, colonise and grow within hosts.

Pharmaceutical and Medicinal Chemistry

Covering the early stages of small molecule drug discovery, from target identification and assay development through to medicinal chemistry and pharmacology, this module also covers the production of humanised proteins and the development of protein based biopharmaceuticals, for vaccine development and diagnostic use.

Learning and teaching

Throughout the programme, you benefit from a careful blend of innovative and traditional teaching methods employed by both the Medical School and Biosciences. A variety of stimulating, cutting-edge resources are also available to support your learning.

Small group sessions

Expert-facilitated small group learning sessions promote your critical thinking, problem solving, teamwork, interpersonal and lifelong learning skills. These sessions employ triggers, such as clinical case studies or recent news-making clinical science breakthroughs, to prompt your own and your group's acquisition, appraisal and integration of new and clinically-relevant scientific knowledge.

Lectures and seminars

Large group lectures and cutting-edge research seminars are delivered by academics as well as external speakers. Lectures may contain students from a variety of different programmes for which the lecture content is relevant.

Life Sciences Resource Centre

A rich variety of state-of-the-art technology-enhanced resources are available to support your learning of human biomedical science principles including anatomical models, multimedia and IT resources, and a well-stocked library.

Clinical Skills Resource Centre

You will work with the specialist equipment available in this facility to consolidate your understanding of human physiology and train you in key practical clinical research techniques and patient communication skills. You will have access to state-of-the-art simulated patient mannequins and other equipment which you would find in a clinical environment.

Practical laboratory sessions

You will develop your wet-laboratory skills in the Biosciences teaching laboratory on the Streatham Campus, which is equipped with the best available instruments for observational, experimental and numerical aspects of biosciences including a range of biochemical, molecular, physiological and electronic apparatus. Computer-based practical sessions are held in the IT suite on the St Luke's Campus. Helpful and friendly technicians and demonstrators are always available during practical sessions to ensure that you get the most out of your training sessions.

Online learning

Resources such as electronic journals, study guides, interactive online learning materials of various science disciplines, formative online assessments and discussion forums in various open, private, academic and social contexts are available.

Assessment

Regular assessment is used to help provide you with frequent feedback, enabling you to identify your strengths, as well as areas for improvement. Feedback is provided in a number of different ways including online written feedback and self, peer, tutor or small group feedback. Assessment formats include multiple-choice tests, essays, structured practical exams, reflective essays, oral and poster presentations, scientific report writing, short-answer question tests and independent project work.

Assessment in the early stages of the degree tends to be more knowledge-based to ensure a strong and broad grounding in the subject area, with some opportunities for essay writing and critical analysis. Assessment in the later degree stages tends to assess your critical appraisal skills, depth of understanding and your ability to think independently. Some assessments take place in groups, focussing on the team product or how well you lead your team to complete a task. A variety of assessment methods



are employed across the programme, each aligned to the intended learning outcomes of the modules. These include multiple choice tests, reports and essays, and presentations.

Support for your learning

Academic support

All students are assigned a Personal Tutor by the Medical School for the three or four years of the programme. Your Personal Tutor is responsible for monitoring and supporting your academic progress and offers support and guidance in remediation, module choice advice and career development via the Personal Development Planning programme.

In addition, you'll be assigned a Programme Advisor from Biosciences who will provide you with extra academic support for Biosciences modules.

You will benefit from student representation in both the Medical School's Student Parliament and the Biosciences' Staff-Student Liaison Committee. These organisations enable student opinions and interests to be recognised, and provide an effective channel for formal communications between students and academic, clinical and administrative staff.

Wellbeing

We offer a friendly and supportive environment from your first day with us. Our Pastoral Tutor team can provide assistance with non-academic issues.

The University also provides extensive wellbeing support through a range of services including counselling services, advice units, chaplaincy, childcare facilities and student health centres. Further information can be found at www.exeter.ac.uk/undergraduate/life/wellbeing

Careers and employability

The programme is designed to prepare you for employment in a wide variety of professional careers and helps to develop the key transferable skills valued by employers, such as problem-formulation and problem-solving, evidence appraisal, reflective practice, teamwork, leadership and professional communication skills. Key vocational skills, such as advanced laboratory training within molecular biology, also enhance your employability. Additionally, those students undertaking a Professional Training Year have an additional and invaluable insight into the professional workplace, having also gained an employer referee for their CV.

Science graduates compete well in the wider graduate employment market, as they offer strong analytical and problem-solving skills valued highly across all sectors.

Future career pathways include:

- research eg postgraduate study or NHS research training
- pharmaceutical and biotechnology companies

- health technology assessment research
- healthcare science
- scientist training programmes
- graduate entry to medicine or dentistry programmes
- scientific officer eg in the health and safety industry

Offer-Holder Visit Days

Once you receive confirmation of an offer we'll contact you with an invitation to visit us on an Offer-Holder Visit Day, which will give you the chance to find out more about your programme and department and will help you decide whether to accept our offer.

While this opportunity to visit includes a campus tour and formal introduction to the department, much emphasis is placed on a more informal period for questions and answers. A number of our current students also take part on these days, leading tours and giving you the opportunity to ask them what studying at Exeter is really like! Offer-Holder Visit Days take place during the period January to April.

CLINICAL SCIENCE ENTRY REQUIREMENTS

DEGREE PROGRAMMES

BClinSci
Clinical Science
B900 3 or 4 yrs (with PTY)

REQUIRED SUBJECTS

GCE AL Biology and preferably another GCE AL science subject. At least one science AL achieved at grade A. IB science HL6, plus HL4 in a further subject. Normally Biology must be studied at the Higher Level.

TYPICAL OFFER

AAB-ABB; IB: 34-32

GCE AL/AS science includes: Biology/Human Biology[▲]; Chemistry; Computing; Design and Technology; Electronics; Environmental Studies; Geography; Geology; Maths/Pure Maths/Further Maths[▲]; Physical Education; Physics; Psychology; Science (applied); Statistics.

International students can find details of English language requirements and Foundation programmes at www.exeter.ac.uk/undergraduate/international

For full and up-to-date information on applying to Exeter and entry requirements, including requirements for other types of qualification, please see www.exeter.ac.uk/undergraduate/applications

As you may be working with vulnerable people in a variety of clinical settings throughout this degree, all offers are conditional upon a Criminal Conviction Self Declaration and an enhanced disclosure check via the Criminal Records Bureau. We will review all significant reports of convictions, cautions and verbal warnings and decide on a candidate's suitability to enter the programme.

[▲]If more than one of these is taken they would only count as one 'science' but could count as two A levels towards our general requirements.

UNIVERSITY OF
EXETER | MEDICAL
SCHOOL

www.exeter.ac.uk/medicine



Produced by

Marketing Office, University of Exeter

Designed by

Design Studio, University of Exeter

Print

Ashley House, Exeter

Published February 2012

© University of Exeter

This document forms part of the University's Undergraduate Prospectus. Every effort has been made to ensure that the information contained in the Prospectus is correct at the time of going to print. The University will endeavour to deliver programmes and other services in accordance with the descriptions provided on the website and in this prospectus. The University reserves the right to make variations to programme content, entry requirements and methods of delivery and to discontinue, merge or combine programmes, both before and after a student's admission to the University. Full terms and conditions can be found at www.exeter.ac.uk/undergraduate/applications/disclaimer

100% recycled

2012CAM5006

