

Energy Summary Report 2024/25

Exeter University

The University of Exeter's total energy consumption in 2024/25 totalled 239,059 gigajoules (GJ) or 66,402,503 kilowatt hours (kWh). Table 1 shows a breakdown by fuel type.

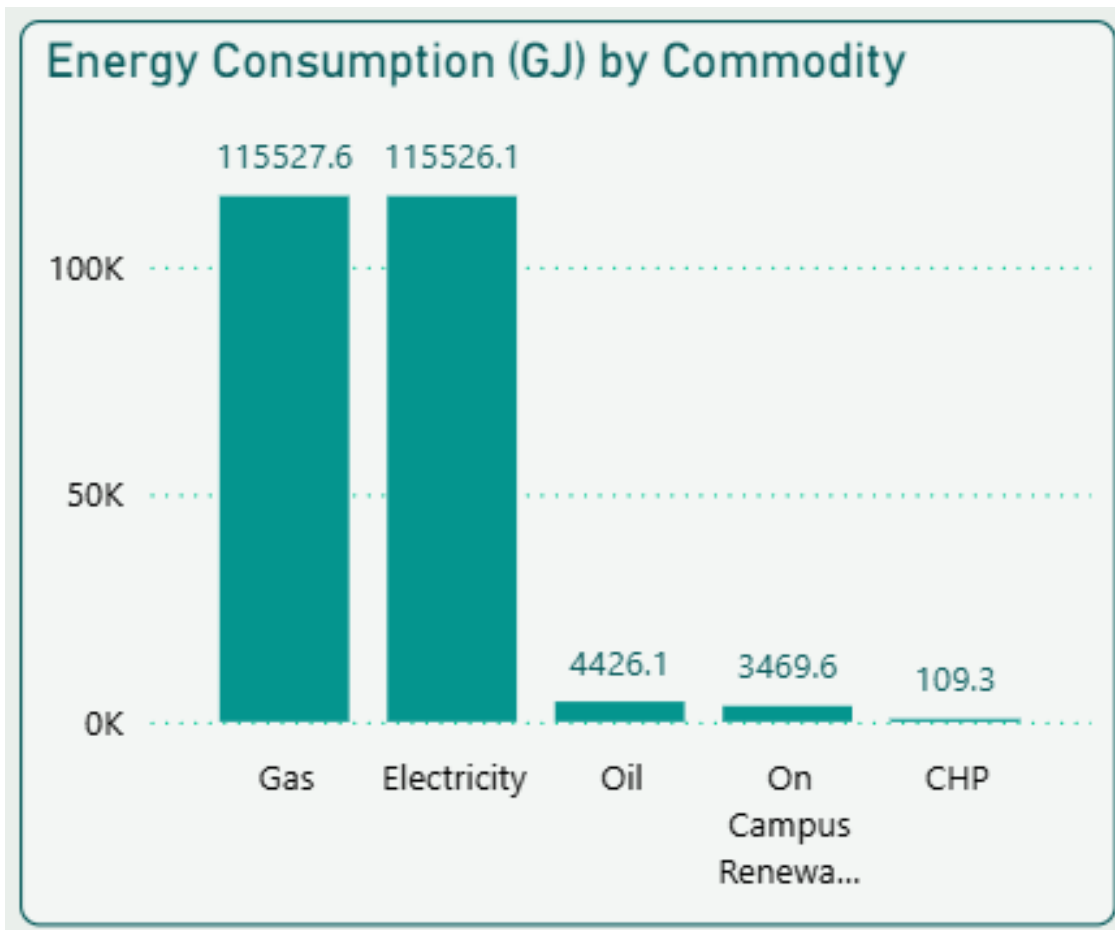


Table 1 - University of Exeter energy consumption by type

51% (58,889 GJ or 16,357,991 kWh) of our purchased direct electricity for 2024/25 was purchased from zero carbon sources. We generated 3,469.6 GJ (963,782 kWh) via on site campus renewable provision.

We track and monitor our energy use through our energy and carbon reporting management software. This allows us to produce data in a number of ways, including by building, fuel source, geographical location and service/faculty. It is used to inform where energy use is highest and where efficiency improvements should be prioritised.

Our energy reporting also informs the Decarbonisation Master Plan, an evolving programme to deliver numerous projects focussed on carbon reduction relating to energy use across our estates. The IDM Programme will require significant alterations to our buildings and energy infrastructure over the next decade and beyond.

Tables 2 and 3 provide examples of breakdown of energy consumption by type (gas, electricity).

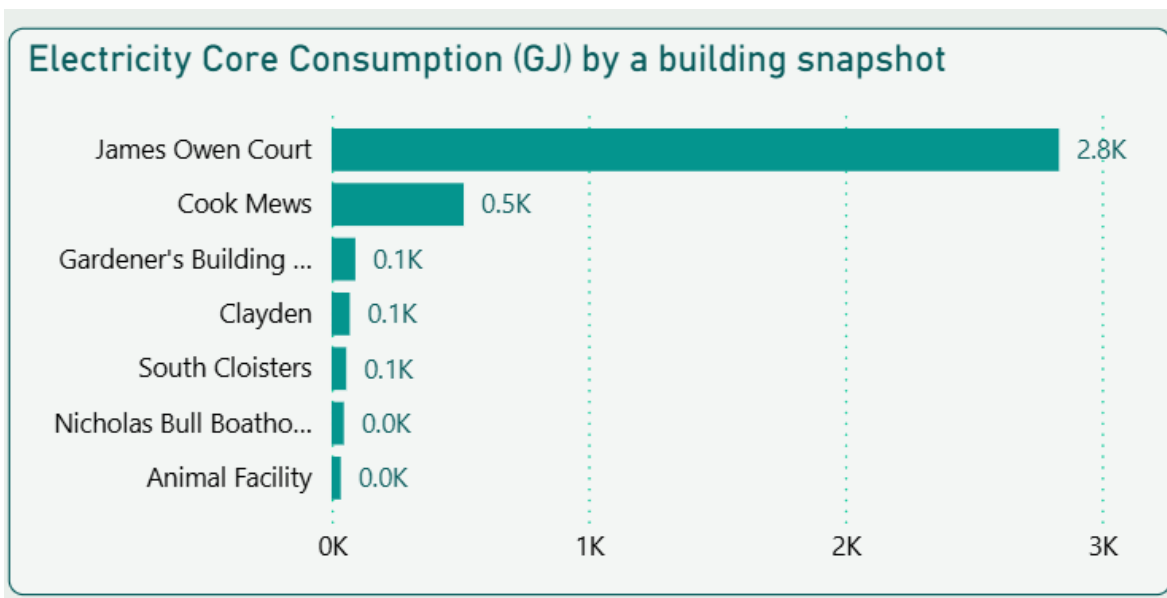


Table 2: Electricity consumption by building

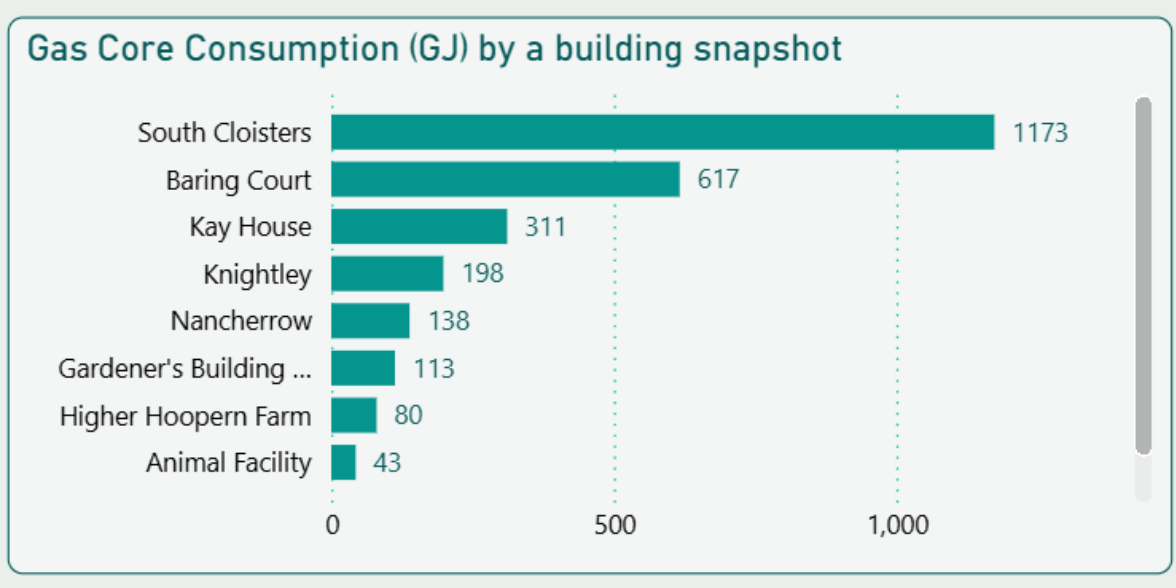


Table 3: Gas consumption by building