



St Luke's Campus Horticultural Highlights



University
of Exeter

St Luke's Campus grounds are recognised as integral to the heritage, visual amenity and contribute to the biodiversity of both the city and the South West. The quality open space is available for the local community to visit and use responsibly. The landscaping and planting is designed to create a vibrant collegic atmosphere, with horticultural interest throughout the seasons, as well as summer sports facilities.

Map key

College House

University of Exeter
Medical School

Richards Building

Library

Quad

Rear of Sports Centre

Baring Crescent Entrance

Medical School Courtyard

A

Mosaic Garden (rear
of Baring Court)

B

Staff Garden (Gated)

C

North Cloisters Courtyard

D

Heavitree Road Entrance

E

Path from Heavitree Road
Entrance to Magdalen Road

F

Car Park (through the Quad)

G

St Luke's Campus is fairly flat and all
points are accessible.

H

I

J

K

L

M

Visiting the campus

The **Line 4** bus stops at the St Luke's Campus. For further information on parking and directions to the campus please visit:

[exeter.ac.uk](https://www.exeter.ac.uk)  [‘directions’](#)

Cross Keys is situated on the St Luke's Campus and offers a range of options, whether you're dropping in for a mid-morning coffee or meeting friends for lunch. For opening times please visit:

[exeter.ac.uk](https://www.exeter.ac.uk)  [‘eat and shop’](#)



The St Luke's Campus dates back to 1835 when the Chapel was dedicated to St Luke by the Bishop of Exeter and it became a teacher training centre between 1838 and 1839, with 19 students training as schoolmasters.

Architect, John Hayward, designed the purpose built expansion of the College in 1853, using grey limestone from Torbay and Bath, costing £7,000 and able to accommodate 40 students.

The College campus was extensively damaged by bombing in the Second World War but survived until 1978, when the site was taken over by the University of Exeter. Teaching remains a feature of the campus, with Sports Science and Medicine part of the curriculum and research.

The campus climate is influenced by the rain shadow created by Dartmoor and precipitation is typically around 750mm per annum. Winters tend to be mild and damp. While this provides the opportunity to grow tender plants,

some do not 'harden off' and the soft growth can be killed off if there are persistent periods of frost or temperatures below -10°C . Average spring temperatures are between 6°C and 8°C , permitting grass growth through most of the year.

The soil on the campus varies considerably as it has been altered by repetitive development. In some areas, a balanced sandy clay loam with a pH 6-7 can be exploited but in other areas a heavy clay or even dry sandy loam present plant selection problems.

The plant palette on campus includes the South American semi-evergreen shrub Azara, which the University holds as a National Collection in association with Plant Heritage.

Guidance for visitors

- Please remember that the grounds and roads on the University are private and you visit at your own risk
- Children must be supervised at all times
- Please keep to paths, do not disturb the wildlife or pick flowers and do not cause damage to property, trees plants or lawns
- We do not allow barbecues, fires or camping
- No skateboarding, roller-skating, aggressive cycling or any other activities which cause damage or annoyance
- Please listen to any additional advice given by the University staff
- Access may be restricted or permissions withdrawn at any time
- Dogs must be kept on a lead at all times
- Dog owners are required to clean up after their dog

A College House



This property was originally built as student residences but has since been redeveloped, which provided an opportunity to review the landscaping.

The front of the building has an established Beech hedge and a mixture of mature trees

Walking around the side and rear of the building planting is at its best in the spring when bulbs offer a colourful and spectacular display, complemented by the blossom on Amelanchier trees.

B University of Exeter Medical School



The micro-climate created by the building allows Cacti to be grown outside. These have proved to be hardy through all but the most severe and persistent frosts.



Mediterranean planting has also been used in new landscaping and entrance points. A Beth Chatto style garden has been designed, with information provided on the interpretation board in the garden.

Wildlife and biodiversity are also important around this building. A bug hotel has been constructed and over 20 varieties of the butterfly friendly Buddleia have been established.

C Richards Building



There are several points of horticultural interest around the Richards Building: the most dominant are the New Zealand Flax in the courtyard area.

Drimys, Sasa bamboo and Photinia are planted in the shrubberies. A selection of Rhododendrons and Camellias also feature, along with examples of the University's National Plant Collection of Azara.

D Library



Exploiting another micro-climate around the Library building, plants from the Myrtaceae family. Callistemon (New Zealand Bottle Brush) have successfully grown. Trachycarpus palms, native to Asia and the Himalayas also grow in this location.

E Quad




Records suggest that historically, the Quad was used to host cricket matches. The sporting use continues and in the summer the Quad has areas used for volleyball.

This is another site with an impressive spring bulb display of Crocus and Narcissus being naturalised in the Quad corners beneath the trees.


In late summer a flowering display comes from the Catalpa (Indian Bean) trees. Other interest also comes from Wisteria and Magnolia grandiflora, with fragrant citrus smelling flowers in early autumn. The Pagoda (Sophora japonica) tree is also worthy of note.

F Rear of Sports Centre



A spectacular Copper Beech tree dominates the space at this location with Yew hedging as another feature.

G Baring Crescent Entrance




The planting around the car park includes Fatsia, Buddleias, Garrya elliptica and a bug hotel is sited here.

H Medical School Courtyard



Planting includes Camellias, *Kerria japonica* and Tree Peonies (*P. suffruticosa*). The courtyard seating offers a relaxing spot to unwind and enjoy the outdoors.

I Mosaic Garden (rear of Baring Court)



The contemporary garden in this space features plants such as *Hellebores*, *Cornus*, Ferns and Camellias. The landscaping has a Japanese influence with large rocks and mosaics.

J Staff Garden (Gated)



This popular semi-private garden features a small pond with mixed borders of shrubs and herbaceous material. *Pyracantha* and *Pieris* species grow well here.

K North Cloisters Courtyard



Seasonal displays are the main feature of this entrance point. Benches are strategically placed to promote the passive enjoyment of the views across the Quad.

L Heavitree Road Entrance



Walnut trees edge the footpath and the planting also features Cedar trees. The Davidia involucre (Pocket Handkerchief) tree near the traffic lights forms part of a bed planted with Geraniums, Iris and Delphinium.

M Path from Heavitree Road Entrance to Magdalen Road Car Park (through the Quad)



The slightly acid pH of the soil in the planted beds along this pathway makes it suitable for Camellias and Rhododendrons to thrive.



University
of Exeter

University of Exeter Grounds Office
Estate Services Centre
Off Clydesdale Avenue
Exeter EX4 4QX

Telephone: 01392 725531
Email: grounds@exeter.ac.uk
exeter.ac.uk/grounds