



University
of Exeter

Student visas: Sticking to the rules

Marianne Connors & Suzanne Jenkin

Immigration Compliance
Student Immigration Services



Who is this for?

Student visa holders only

If you have a different type of visa,
this session isn't for you!



Who are we?

Immigration Compliance

It's not as scary as it sounds!



- We don't work for UK Visas & Immigration
- Our role is....
 - to ensure that the University is meeting any requirements set by UK Visas & Immigration, so that the University can keep sponsoring Student visas.
- We don't offer visa advice
 - this is our sister team **International Student Support** (more on them later...)

This presentation covers:



- **Understanding your visa**
- **During your studies:**
 - your responsibilities
 - what the University needs to report
 - impact of visa rules
- **How to get help**
- **Questions?**

Understanding your visa

eVisa

- Online – no physical visa
- Generate share code to prove right to study, work, rent, etc.

Their immigration status


Name	[REDACTED]
Date of birth	[REDACTED]
Nationality	CHN
Status	Student
Sponsor licence number	3FMMCWWY2
Valid from	25 August 2025
Valid until	21 July 2030



Understanding your visa

Entry vignette

- Only some students will have this
- 90 day entry sticker in passport



eVisa

Their immigration status

Name	[REDACTED]
Date of birth	[REDACTED]
Nationality	CHN
Status	Student
Sponsor licence number	3FMMCWWY2
Valid from	25 August 2025
Valid until	21 July 2030



Confused about eVisas



<https://www.exeter.ac.uk/students/international/>

INTERNATIONAL STUDENT COMMUNITY & SUPPORT

Home New Students ▾ Applying for a Visa ▾ Visa Conditions ▾ Living in the UK ▾ Get involved ▾ Access our service

Home > Visa Conditions > eVisas

eVisas



New students! You must create a UKVI account to get access to your Student eVisa *before* travelling.

If you used the 'UK Immigration: ID Check' app as part of your visa application, you will already have an eVisa. Sign into the [View & Prove service](#) to view your eVisa.

If you **did not** use the 'UK Immigration: ID Check' app as part of your visa application, you will need to [create an online account](#) in order to access your eVisa. You will need:

- a phone number and email address that you can use again as you will use them each time you prove your immigration status online
- your visa application number - this is a global web form (GWF) number or unique application number (UAN)
- a valid passport

- Watch this instructions in this [video](#).

- Download the [UK Immigration ID Check](#) app.

- Go to this [Gov.uk page](#) and scroll down to 'Start now'.

- Answer the questions as they come up.

- You will be instructed to scan your passport via the app. [If you can't use the app](#) for any reason, watch this [video](#) and follow the instructions. Instead, you will be able to complete all the necessary tasks on your laptop or phone by uploading a copy of your passport, taking a selfie style photo and a scan of your face.

- > Attendance and Engagement
- > Changing programme
- > Interrupting, withdrawing, completing early
- > Retaking exams or modules
- > **eVisas**
- > Lost or stolen passport
- > Lost or stolen BRPs and Passports
- > Visa errors
- > Study and research away from campus
- > Updating your personal details
- > Withdrawing immigration sponsorship
- > Working in the UK



How to create, link and access your eVisa with a passport using the **ID Check app**



How to travel with an eVisa.

Keeping your visa up to date

- **You've likely attended ISC and shown your visa and passport – this forms your University visa record**
- **Must renew your visa before it expires – ISSO can help**



Keeping your visa up to date

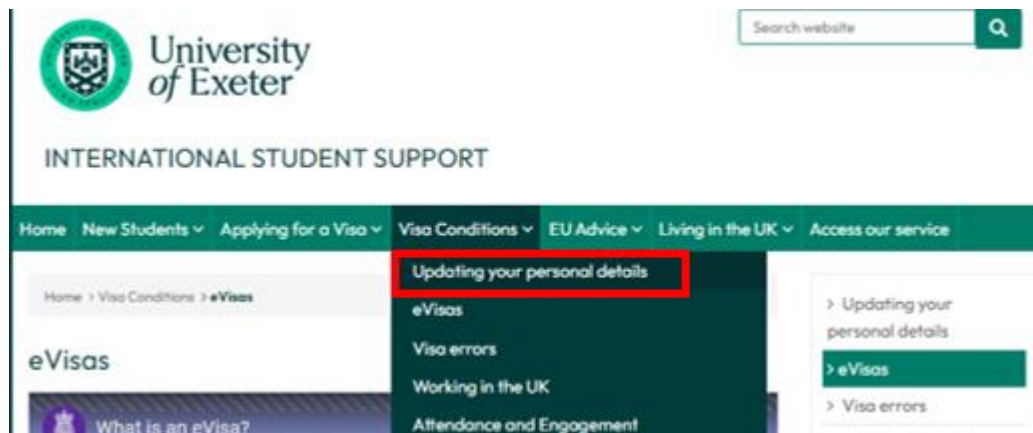
New visa or passport?

Must update immediately!

You don't need to attend ISC again

– email your new evisa share code, or passport, to

Immigration Compliance: **immigrationcompliance@exeter.ac.uk**



Work rights

- **Term-time:** 20 hours per week
- **Holidays:** Full-time hours, cannot accept permanent full-time job or be self-employed
- Check definition of holiday for your course – more than just university term dates!



Work rights

More Info!

ISSO webpage



Handshake



During your studies



Your responsibilities:

You must complete International Student Clearance and register on your programme.



You must ensure you keep both the University and UK Visas & Immigration (UKVI) up to date with your **visa and passport information**.

You must ensure you keep both the University and UK Visas & Immigration (UKVI) up to date with your **personal information** e.g. your address.



You must physically attend and engage with your programme.

Exeter University's Responsibilities:

It is a Home Office policy that the University reports **any changes of circumstances** such as:

- change of immigration category
- change of study location
- change of programme
- change to visa end date



It is a UK Visas & Immigration policy that the University monitors all Student visa holders' engagement and reports any non-attendance. We need to be able to provide evidence of your attendance.

Continued non-attendance may result in withdrawal of your visa.

Please don't worry, you would receive multiple warnings first!



The University must report any breaches e.g. if you have worked over your hours or breached the work conditions of your visa in another way.

Engagement and Attendance Monitoring: Undergraduate and Postgraduate Taught

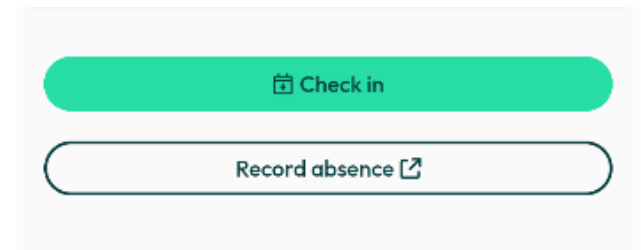
The Immigration Compliance Team will monitor your engagement on a weekly basis in 3 main ways:

1. Physical attendance

Record your attendance at all timetabled lecturers and sessions using the **MyExeter** web app. If you don't check-in we can't evidence your attendance to UK Visas & Immigration.



Can't attend?
Don't forget to record your
absence on MyExeter.



Engagement and Attendance Monitoring: Undergraduate and Postgraduate Taught

The Immigration Compliance Team will monitor your engagement on a weekly basis in 3 main ways:

2. Online Engagement


Using the ELE 2 (Exeter Learning Environment) on a regular basis to review course materials and submit assignments.

Your faculty will explain how to use the ELE2 system.




3. Exam attendance

Attend your exams!




Engagement and Attendance Monitoring: Undergraduate and Postgraduate Taught

Need help?




Frequently
Asked
Questions



We will be sending
you an email with
further information
soon

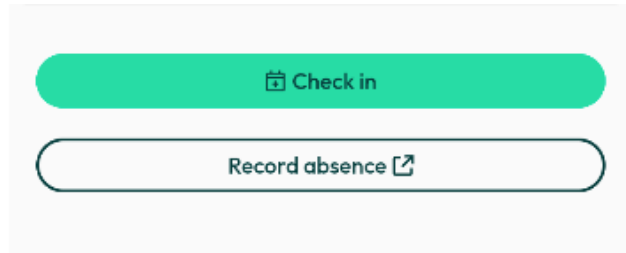
Digital Hub:

- Sharepoint guides providing step-by-step instructions and how to troubleshoot any issues.
- Visit the hub upstairs in the Forum (no appointment needed)
- Online Support session



Engagement and Attendance Monitoring: Undergraduate and Postgraduate Taught

Circumstances preventing you from engaging?




It is important that you report any absence on MyExeter

If you are unwell for a long period of time, or have an emergency, you must contact your hub/faculty
– depending on the circumstances the hub may come to us for advice.

Engagement and Attendance Monitoring: Undergraduate and Postgraduate Taught

IMPORTANT – if you consistently fail to engage with your programme then you may risk being withdrawn from your programme – and your visa being withdrawn. **You will receive multiple warnings before this so speak to us!**



Attendance
support:



Engagement and Attendance Monitoring: Postgraduate Research (PGR) students



- PGR students must have 1 monthly contact point with their supervisor
- This needs to be recorded on **MyPGR**

IMPORTANT


If you do not do this you risk being withdrawn from your programme.

If you have any issues about engagement, or how to log onto MYPGR, **you must contact your PGR support team.** s

Changes with a visa impact

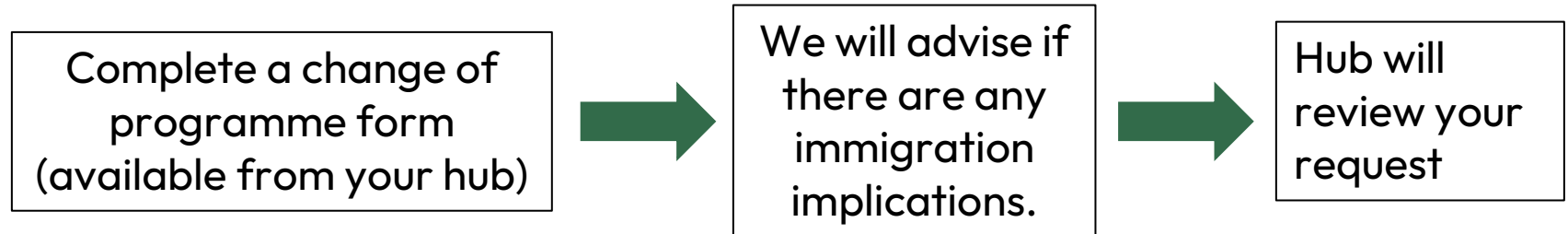


Change of Programme



If you wish to:

- **change to a different variant of the same course**
- **change to a completely different course**
- **add or remove a Year in Industry/ Work Experience**



In some cases, a change of programme may not be permitted under your current visa – you may need to return home and get a new visa before we can approve the change.

Curtailment

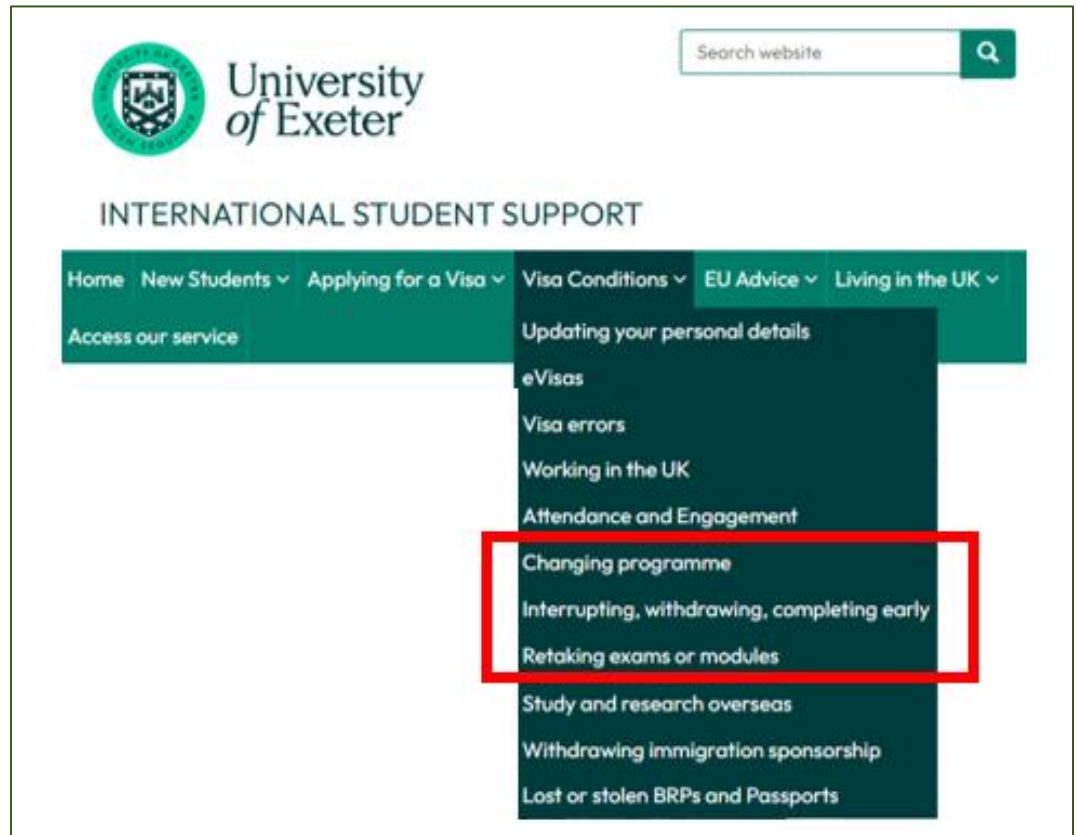
Curtailment is when UK Visas & Immigration shorten your visa

- **Interrupt** your studies: take a break for more than 2 months.

Our International Student Support team will need to approve any requests and will let you know if this applies to you.

- **Repeat** a term or year without attendance ('re-sit without attendance')
- **Early Completion:** completing your course early, including changing from a longer to a shorter programme (e.g. dropping a year in industry)
- **Withdraw** from the University

Our **International Student Support Office** webpage has lots of useful information on this:



Need visa advice?

International Student Support Office (ISSO)

- Trained immigration advisers – experts in Student visas
- Webpage has lots of useful advice!
- Our service:
 - Email advice
 - Digital drop-ins and longer appointments
 - Check and submit Student and Dependant visa applications
 - Confidential within Student Immigration Services

They can be contacted using the 'Access our service' tab on their webpage or email **visaadvice@exeter.ac.uk**.



University of Exeter

Search website

INTERNATIONAL STUDENT SUPPORT

Home New Students ▾ Applying for a Visa ▾ Visa Conditions ▾ EU Advice ▾ Living in the UK ▾

Access our service

Welcome to the International Student Support website.

We are a team of International Student Advisers dedicated to

Any questions?

